


A vibrant, cartoon-style illustration of a child's room. The room features a wooden desk with a pink top and orange legs, a blue chair with a white seat, and a bookshelf. On the desk, there is a green pencil holder with pens and a blue folder. The bookshelf holds books and a pink ball. A window on the right shows a bright outdoor scene. The floor is brown wood, and there are various toys: a blue monkey on a green stool, a red teddy bear, and a red box. A string of yellow and blue pennants hangs from the ceiling. The word 'Welcome!' is written in large, bold, black letters with a light blue shadow. A large, semi-transparent watermark 'IBAL.net' is overlaid diagonally across the center. The text 'LV1 U7 L7' is also visible in the center.

Welcome!

LV1 U7 L7

What did you
do today?



I went to ____.
I played ____.



How do you
feel today?



I feel ____.
(happy, excited, sad, upset)



Pets!




In this lesson:



/a/ /a/ pan - /e/ /e/ pen - /i/ /i/ pin
I see four purple hearts.




A teacher with brown hair, wearing a light blue shirt and a brown skirt, stands in a classroom. She is holding a paint palette in her right hand and a pink marker in her left. Behind her is a green chalkboard with a magnifying glass and a pencil drawn on it. To her left is a wooden bookshelf filled with colorful books. A large white speech bubble with a black border is positioned above her, containing the text "Today we're going to make things with shapes!".

Today we're
going to make
things with shapes!

A young boy with brown hair, wearing a light blue t-shirt with a white star and red shorts, stands in a classroom. He has his arms raised in excitement. To his left is a young girl with brown hair, wearing a yellow t-shirt with a heart and a green skirt. Behind them is a wooden bookshelf filled with colorful books. A large white speech bubble with a black border is positioned above the boy, containing the text "Let's do it!".

Let's do it!

A white rectangular box with a green border and a drop shadow, containing the text "Read, and have the student repeat after you.".

Read, and have
the student repeat
after you.



Have the student answer the questions on the right.

Look at the funny lion!

What shapes do you see?

How many hearts do you see?

How many circles do you see?

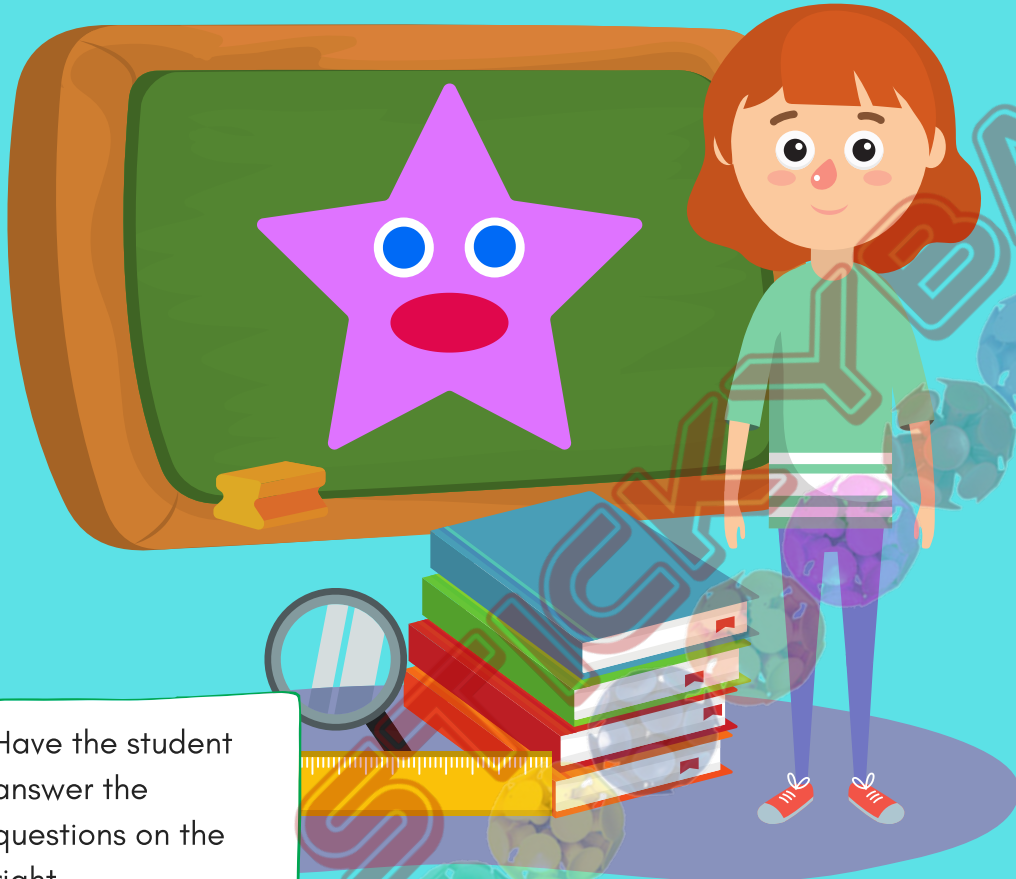
How many ovals do you see?

What color are the shapes?



Have the student remake the funny lion by drawing the shapes.





Have the student answer the questions on the right.

Look at the funny starfish!


What shapes do you see?

How many stars do you see?

How many circles do you see?

How many ovals do you see?

What color are the shapes?



Have the student remake the funny lion by drawing the shapes.





Have the student answer the questions on the right.

Look at the funny turtle!

What shapes do you see?


How many circles do you see?

How many ovals do you see?

How many rectangles do you see?

How many diamonds do you see?

What color are the shapes?



Have the student remake the funny lion by drawing the shapes.





Have the student answer the questions on the right.

Look at the funny bird!

What shapes do you see?


How many circles do you see?

How many ovals do you see?

How many squares do you see?


How many triangles do you see?

What color are the shapes?



Have the student remake the funny lion by drawing the shapes.





Have the student answer the questions on the right.

Look at the funny fish!

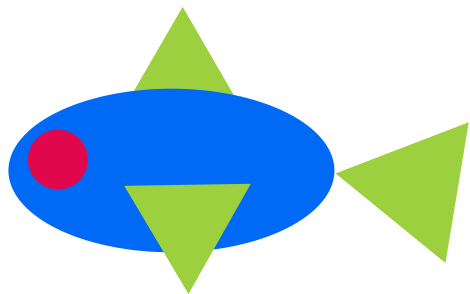
What shapes do you see?

How many ovals do you see?

How many triangles do you see?

How many circles do you see?

What color are the shapes?



Have the student remake the funny lion by drawing the shapes.





Have the student answer the questions on the right.

Look at the funny cat!

What shapes do you see?


How many rectangles do you see?

How many circles do you see?

How many ovals do you see?

How many triangles do you see?

What color are the shapes?



Have the student remake the funny lion by drawing the shapes.





Have the student answer the questions on the right.

Look at the funny owl!

What shapes do you see?

How many hearts do you see?

How many triangles do you see?

How many circles do you see?


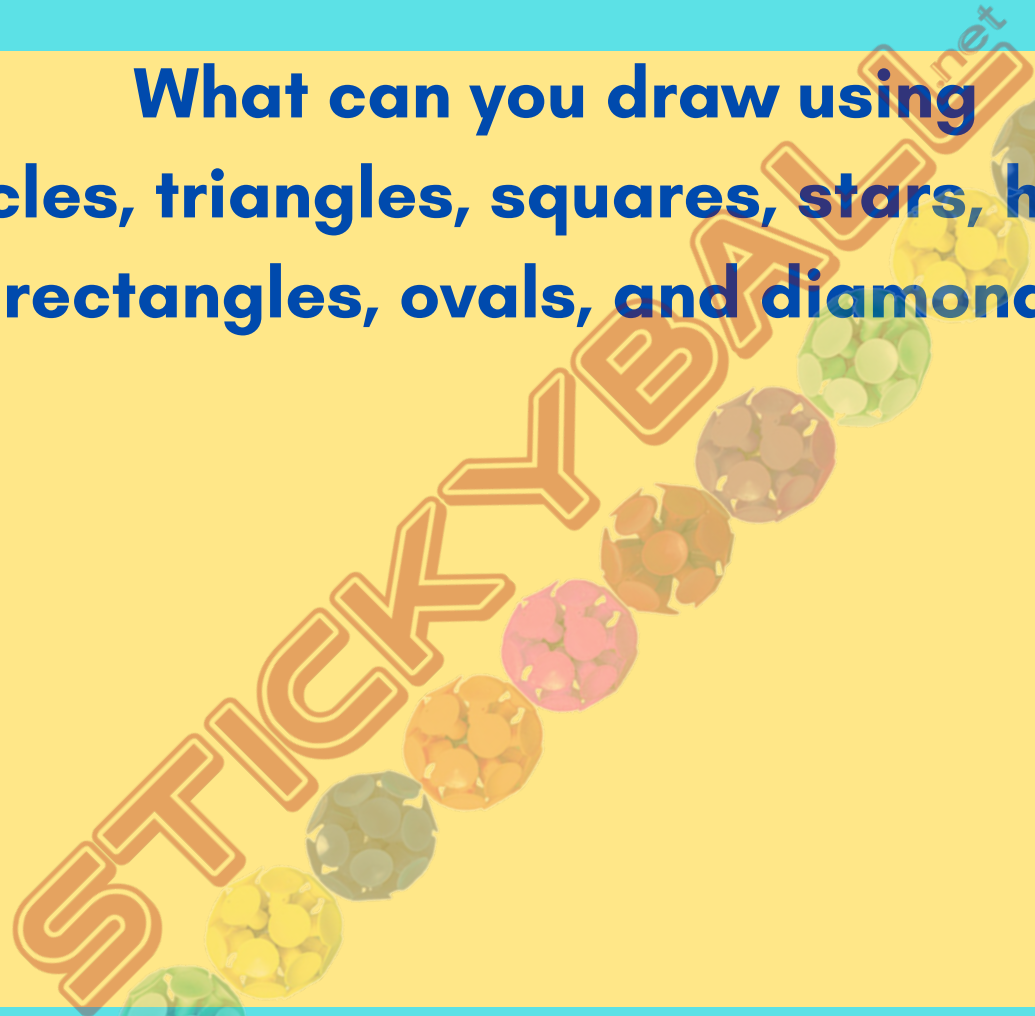
What color are the shapes?



Have the student remake the funny lion by drawing the shapes.



**What can you draw using
circles, triangles, squares, stars, hearts,
rectangles, ovals, and diamonds?**



Review:



/a/ /a/ pan - /e/ /e/ pen - /i/ /i/ pin
I see four purple hearts.



Great job!



Today you learned:



/a/ /a/ pan - /e/ /e/ pen - /i/ /i/ pin
I see four purple hearts.



Homework!



- Look at the shapes on the side of this page. Send your teacher an audio recording or video saying the color and name of each shape.

Ex: "It's an **orange** triangle."

