


A vibrant, cartoon-style illustration of a child's room. The room features a wooden desk with a pink top and orange legs, a blue chair with a white seat, a wooden bookshelf with books, a window with a view of greenery, and various toys including a teddy bear, a blue monkey, and a red box. A string of yellow and blue pennants hangs from the ceiling. The background is a light blue wall with a white window frame. The floor is brown wood. The overall scene is bright and cheerful.

# Welcome!

LV1 U7 L3

What did you  
do today?



I went to \_\_\_\_.  
I played \_\_\_\_.



How do you  
feel today?



I feel \_\_\_\_.  
(happy, excited, sad, upset)



# Pets!



# In this lesson:



dog / puppy



cat / kitten



bird / chick



fish



turtle



snake



hamster

What do you see? I see a (puppy)!

This dog is friendly. That dog is unfriendly.





Look!  
What animal  
do you see?

I see a dog!

Ask the student the question and give them time to respond on their own.



This dog is friendly!



Focus on the word:  
"friendly."



That dog is unfriendly!

GRRR!

Focus on the word:  
"unfriendly."

Look!  
She has a baby!

Aw! I see  
a puppy!

See if the student  
can recall the baby  
animal's name on  
their own.



**This puppy  
is friendly!**

Focus on the word:  
"friendly."



Look!  
What animal  
do you see?

I see a cat!

Ask the student the question and give them time to respond on their own.



This cat is friendly!



Focus on the word:  
"friendly."



That cat is unfriendly!

HISS!

Focus on the word:  
"unfriendly."

Look!  
She has a baby!

Aw! I see  
a kitten!

See if the student  
can recall the baby  
animal's name on  
their own.





This kitten  
is friendly!


Focus on the word:  
"friendly."



**Look!  
What animal  
do you see?**

**I see a bird!**

Ask the student the question and give them time to respond on their own.



**This bird is unfriendly!**

Focus on the word:  
"unfriendly."





That bird is friendly!



Focus on the word:  
"friendly."

**Look!  
She has a baby!**

**Aw! I see  
a chick!**

See if the student can recall the baby animal's name on their own.



**This chick  
is friendly!**

Focus on the word:  
"friendly."



Look!  
What animal  
do you see?

I see a fish!

Have the student  
say "fish" and  
circle the fish.



I don't like fish!



Look!  
What animal  
do you see?

I see  
a turtle!

Have the student  
say "turtle"  
and  
circle the turtle.





**This turtle  
is friendly!**

Focus on the word:  
"friendly."



That turtle  
is unfriendly.



Focus on the word:  
"unfriendly."



Look!  
What animal  
do you see?

I see  
a snake!

Have the student  
say "snake" and  
circle the snake.





**This snake  
is friendly!**



Focus on the word:  
"friendly."



That snake  
is unfriendly.

\*hiss\*

Focus on the word:  
"unfriendly."

Look!  
What animal  
do you see?

I see a  
hamster!

Have the student  
say "hamster" and  
circle the hamster.





**This hamster  
is friendly!**

Focus on the word:  
"friendly."






**That hamster  
is unfriendly.**

Focus on the word:  
"unfriendly."



What do you see?

Is the \_\_\_ friendly?



What do you see?

Is the \_\_\_ friendly?





Draw animals in the field. Say what they are and if they're friendly.



# Review:



dog / puppy



cat / kitten



bird / chick



fish



turtle



snake



hamster

What do you see? I see a (puppy)!

This dog is friendly. That dog is unfriendly.



Great job!



# Today you learned:



dog / puppy



cat / kitten



bird / chick



fish



turtle



snake



hamster

What do you see? I see a (puppy)!

This dog is friendly. That dog is unfriendly.





# Homework!

- Use the pictures you drew for lessons 1 & 2 of friendly and unfriendly animals.

Take a video and show your drawings to your teacher. Say:

This (snake) is friendly!

That (snake) is unfriendly!



What do you see? I see a (puppy)!

This dog is friendly. That dog is unfriendly.

