

A vibrant, cartoon-style illustration of a child's room. The room features a wooden desk with a blue chair, a pink table with a green pen holder, and a bookshelf. There are various toys on the floor, including a blue monkey, a red teddy bear, and a red box. A window on the right shows a bright outdoor scene. A string of yellow and blue pennants hangs from the ceiling. The background is a light blue wall with a white ceiling. The text 'Welcome!' is written in large, bold, black letters with a light blue shadow. The text 'LV1 U6 L8' is written in smaller, black letters below the main text. A large, semi-transparent watermark 'KIDZBAY.net' is overlaid diagonally across the center of the image.

Welcome!

LV1 U6 L8

I'm wearing
a red shirt.

I'm wearing
a ____.

How was
your day?

It was ____.
(great, alright, bad)



My Clothes





oval



rectangle



diamond

In this lesson:



thirteen

fourteen

I like this **red** hat!

I like that **orange** shirt!





Have the student answer the questions on the right.

Look at the mouse!


What shapes do you see?

How many rectangles do you see?

How many ovals do you see?


How many diamonds do you see?

What color are the shapes?




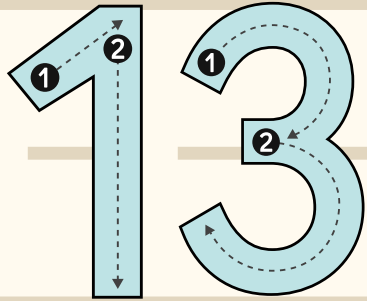
Have the student
remake the mouse
by drawing the
shapes.





Have the student
use the hats to
count to thirteen.

Thirteen hats!



Demonstrate, then have the student trace and say the number.

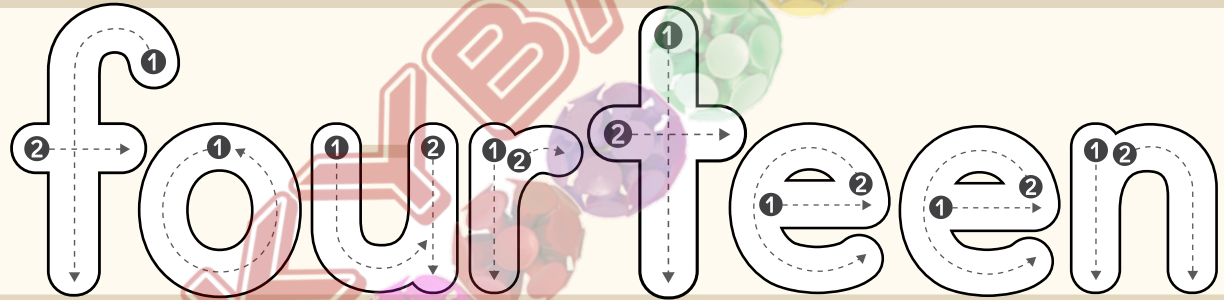
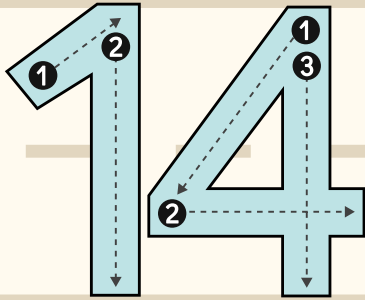


Introduce the number.




fourteen





Demonstrate, then have the student trace and say the number.





Have the student
use the socks to
count to fourteen.

Fourteen socks!

I want nine (9)
hats, please!

Read, and have the
student repeat. Then
draw the
corresponding items in
the basket.



I want fourteen (14)
pairs of pants, please!

Read, and have the
student repeat. Then
draw the
corresponding items in
the basket.



I want eight (8)
skirts, please!

Read, and have the
student repeat. Then
draw the
corresponding items in
the basket.



I want five (5)
pairs of shoes, please!

Read, and have the
student repeat. Then
draw the
corresponding items in
the basket.



I want twelve (12)
shirts, please!

Read, and have the
student repeat. Then
draw the
corresponding items in
the basket.



I want four (4)
pairs of shorts, please!

Read, and have the
student repeat. Then
draw the
corresponding items in
the basket.



I want eleven (11)
dresses, please!

Read, and have the
student repeat. Then
draw the
corresponding items in
the basket.



I want fourteen (14)
jackets, please!

Read, and have the
student repeat. Then
draw the
corresponding items in
the basket.



I want ten (10)
pairs of socks, please!

Read, and have the
student repeat. Then
draw the
corresponding items in
the basket.





x6



x7



x8



x9




x10



x11



x12



x13



x14

Have the student search and find the correct amount of clothing items.





oval



rectangle



diamond

Review:



thirteen

fourteen

I like this **red** hat!

I like that **orange** shirt!



Great job!





oval



rectangle



diamond

Today you learned:



thirteen

fourteen

I like this **red** hat!

I like that **orange** shirt!





Homework!

- Get a box of crayons, colored pencils, or markers. Make a video and take out one for each number and count to 14. Send the video to your teacher.

0, 1, 2, 3, 4, 5, 6, 7, 8, 9, 10, 11, 12, 13, 14.

