

A vibrant, cartoon-style illustration of a child's room. The room features a wooden desk with a pink top and orange legs, a blue chair with a white seat, a wooden bookshelf with books, a window with a view of greenery, and various toys including a teddy bear, a blue monkey, and a red box. A string of yellow and blue pennants hangs from the ceiling. The background is a light blue wall with a white window frame. The floor is brown wood. The overall scene is bright and cheerful.

# Welcome!

LV1 U6 L6

I'm wearing  
a red shirt.

I'm wearing  
a \_\_\_\_.

How was  
your day?

It was \_\_\_\_.  
(great, alright, bad)



# My Clothes



# In this lesson:

Aa

/a/ /a/



Ee

/e/ /e/



orange

red

yellow

I like this red hat!

I like that orange shirt!



**Practice the  
difference!**




/a/



/e/

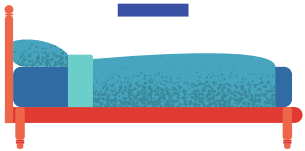
Bonus: Say a  
phonetic sound and  
have the student  
circle the correct  
letter.



# a vs. e



b \_ d



b \_ d

Circle and say a word. Have the student write an "a" or "e" to complete the word.



b \_ t



b \_ t



m \_ n



m \_ n



p \_ t




p \_ t



CLOTHING What are they?



After answering the question, circle each dress and ask what color it is.




CLOTHING

I like this  
yellow dress.


Which dress  
do you like?

Practice the  
target sentence.





CLOTHING What are they?




After answering the question, circle each pair of pants and ask what color they are.



CLOTHING

I like that orange pair of pants.

Which pair of pants do you like?




Practice the target sentence.

CLOTHING What are they?



After answering the question, circle each shirt and ask what color it is.



CLOTHING

I like that  
red shirt.

Which shirt  
do you like?

Practice the  
target sentence.




# CLOTHING

What are they?



After answering the question, circle each pair of shorts and ask what color they are.




CLOTHING

I like this yellow pair of shorts.

Which pair of shorts do you like?

Practice the target sentence.



CLOTHING What are they?



After answering the question, circle each hat and ask what color it is.

# CLOTHING

I like that  
red hat.


Which hat  
do you like?

Practice the  
target sentence.






CLOTHING What are they?



After answering the question, circle each jacket and ask what color it is.





CLOTHIN


I like that  
orange jacket.

Which jacket  
do you like?

Practice the  
target sentence.



CLOTHING What are they?



After answering the question, circle each pair of shoes and ask what color they are.





CLOTHIN

I like that **red**  
pair of shoes.

Which pair of  
shoes do you like?


Practice the  
target sentence.



CLOTHING What are they?



After answering the question, circle each pair of socks and ask what color they are.



CLOTHING

I like that orange pair of socks.

Which pair of socks do you like?


Practice the target sentence.



CLOTHING What are they?



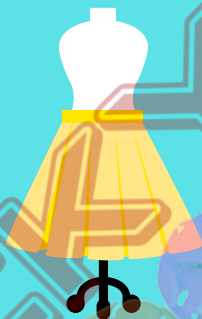
After answering the question, circle each skirt and ask what color it is.



# CLOTHING

I like this  
yellow skirt.

Which skirt  
do you like?



Practice the  
target sentence.



# Review:

Aa

/a/ /a/



Ee

/e/ /e/



orange

red

yellow

I like this red hat!

I like that orange shirt!



Great job!



# Today you learned:

Aa

/a/ /a/



Ee

/e/ /e/



orange

red

yellow

I like this red hat!

I like that orange shirt!





# Homework!

- Find **orange**, **red**, and **yellow** clothing items that are in your home. Practice saying:

"I like this **red** shirt."

"I like that pair of **yellow** shoes."

