



# Welcome!

LV1 U6 L5



I'm wearing  
a red shirt.

I'm wearing  
a \_\_\_\_.

How was  
your day?

It was \_\_\_\_\_.  
(great, alright, bad)

# My Clothes



In this lesson:

Aa

Ee

/a/ /a/

/e/ /e/



/a/ /a/ bad - /e/ /e/ bed





A cartoon illustration of a classroom scene. A female teacher with short brown hair, wearing a light blue shirt and a brown skirt, stands on the left holding a stack of books. Two young students, a girl and a boy, stand on the right. The girl has brown hair and is wearing a yellow shirt with a heart and a teal skirt. The boy has brown hair and is wearing a teal shirt with a star and red shorts. They are all smiling. In the background, there is a green chalkboard with some drawings, a bookshelf with books, and a globe. Several speech bubbles contain text. A large, faint watermark 'www.englishnet.net' is visible across the center of the image.

**Welcome,  
Rose and Alex!**

**My day was  
okay.**

**I had a  
good day!**

**How was  
your day?**

Have the student  
welcome Rose and  
Alex. After reading,  
ask the student how  
their day was.



The student will review  
the letter(s) in the red  
box. (Optional: play  
the ABC song.)




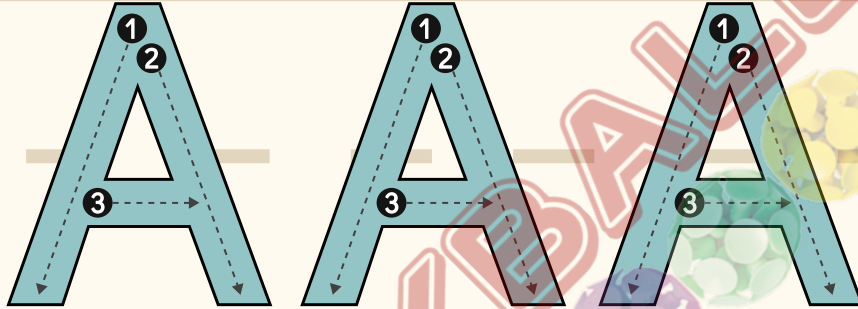


Big A!

Small a!

Have the student  
circle the big A  
and small a.





Demonstrate, then  
have the student  
trace and say the  
letters.





Letter 'Aa' says:  
/a/ /a/ /a/!

/a/ /a/ /a/!

/a/!

Have the student  
practice the  
phonetic sound /a/.

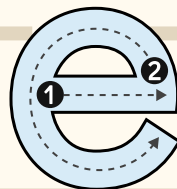
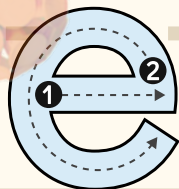
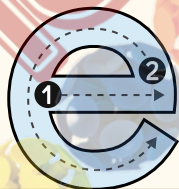
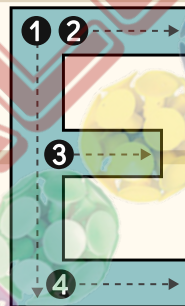
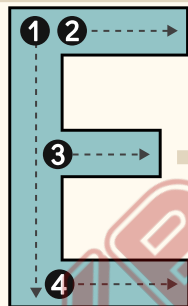
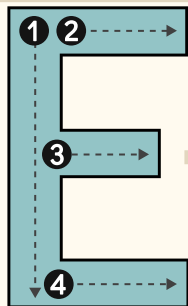


Big "E!"

Small "e!"

Have the student  
circle the big E  
and small e.





Demonstrate, then  
have the student  
trace and say the  
letters.





Letter "Ee" says:  
/e/ /e/ /e/!

/e/!

/e/ /e/ /e/!

Have the student  
practice the  
phonetic sound /e/.

An illustration of a female teacher with short brown hair, wearing a light blue shirt, holding a stack of books and a pointer stick. She is standing next to a green chalkboard with a wooden frame. On the chalkboard, there is a speech bubble with the text 'Open your mouth wide to say /a/!', a large illustration of an open mouth showing the tongue and throat, and the phonetic symbol '/a/' repeated three times. A small white box at the bottom left contains the text 'Demonstrate and have the student practice the short /a/ sound.'

Open your mouth  
wide to say /a/!



/a/ /a/ /a/

Demonstrate and  
have the student  
practice the short  
/a/ sound.

An illustration of a female teacher with short brown hair, wearing a light blue shirt, holding a stack of books and a pointer stick. She is standing next to a green chalkboard with a wooden frame. On the chalkboard, there is a speech bubble with the text 'Smile to say: /e/!', a large illustration of a smiling mouth showing teeth, and the phonetic symbol '/e/' repeated three times. A small white box at the bottom left contains the text 'Demonstrate and have the student practice the short /e/ sound.' The background is light blue with some faint, stylized green and blue shapes.

Smile to say: /e/!

Demonstrate and have the student practice the short /e/ sound.

/e/ /e/ /e/



**Practice the  
difference!**



**/a/**



**/e/**


Bonus: Say a  
phonetic sound and  
have the student  
circle the correct  
letter.



Practice the word  
with the short /a/  
sound.

/a/ /a/  
bad





Practice the word  
with the short /e/  
sound.



/e/ /e/  
bed



Practice the  
difference!



Bonus: Say a word  
and have the  
student circle the  
correct word.




/a/ /a/


bad



/e/ /e/

bed





Practice the word  
with the short /a/  
sound.



/a/ /a/

man







Practice the word  
with the short /e/  
sound.

/e/ /e/  
men



Practice the  
difference!



/a/ /a/

man



/e/ /e/

men


Bonus: Say a word  
and have the  
student circle the  
correct word.



Practice the word  
with the short /a/  
sound.

/a/ /a/  
bat





Practice the word  
with the short /e/  
sound.

/e/ /e/  
bet



Practice the  
difference!



Bonus: Say a word  
and have the  
student circle the  
correct word.



/a/ /a/

bat



/e/ /e/

bet







Practice the word  
with the short /a/  
sound.

/a/ /a/  
pat





/e/ /e/

pet

Practice the word  
with the short /e/  
sound.



Practice the  
difference!



Bonus: Say a word  
and have the  
student circle the  
correct word.



/a/ /a/


pat



/e/ /e/

pet

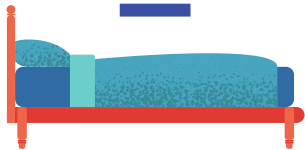




# a vs. e



b \_ d



b \_ d

Circle and say a word. Have the student write an "a" or "e" to complete the word.



b \_ t



b \_ t



m \_ n



m \_ n



p \_ t



p \_ t



# Review:

Aa

Ee

/a/ /a/

/e/ /e/



/a/ /a/ bad - /e/ /e/ bed





**Great job!**





# Today you learned:

## Aa

## Ee

/a/ /a/

/e/ /e/



/a/ /a/ bad - /e/ /e/ bed





# Homework!



- Practice the short /a/ and short /e/ sounds.  
Record a video saying the words below, and send it to your teacher.



bad / bed



bat / bet



man / men



pat / pet

