

A vibrant, cartoon-style illustration of a child's room. The room features a wooden desk with a pink top and orange legs, a blue chair with a white seat, a wooden bookshelf with books and a pink ball, a window with a view of greenery, and various toys including a teddy bear, a blue monkey, and a red box. A string of yellow and blue pennants hangs from the ceiling. The background is a light blue wall with a white window frame. The floor is brown wood. The overall scene is bright and cheerful.

# Welcome!

LV1 U6 L4



I'm wearing a red shirt.

I'm wearing a \_\_\_\_.

How was your day?


It was \_\_\_\_.  
(great, alright, bad)



# My Clothes



# In this lesson:



Dress Up!



What do you need? I need a pair of (pants)!

Which pair of pants do you like? I like this/that pair of pants.



# Story Time!



# Dress Up!



Hi, Friends!

Hi, Susie!

Read, and have the student repeat after you.



An illustration of a room with a wooden floor and a table covered with various clothing items. A girl with blonde pigtails, wearing a pink shirt with a heart and teal pants, stands on the left. She has a speech bubble above her that says "Let's play dress up!". To her right, four boys are gathered around the table. One boy has a speech bubble that says "Let's play!". The room has a window on the left and a door on the right. The background is a light blue wall with a yellow border.

Let's play  
dress up!

Let's play!

Read, and have the  
student repeat after  
you.







Which hat  
do you like?

Read, and have the  
student repeat after  
you.





I like that hat!

Read, and have the student repeat after you.





I don't like  
this hat!

Read, and have the  
student repeat after  
you.






Which pair of socks do you like?

Read, and have the student repeat after you.





I like this  
pair of socks!

Read, and have the  
student repeat after  
you.





I don't like that pair of socks!

Read, and have the student repeat after you.



An illustration of a clothing store. Two young girls are standing in the store. The girl on the left has red hair, wears glasses, a green shirt, and a yellow skirt. The girl on the right has blonde hair in pigtails, wears a pink shirt with a heart, and teal pants. They are looking at two dresses on shelves. One dress is white with blue flowers, and the other is pink with a red bow. A speech bubble from the blonde girl says "Which dress do you like?". The store has wooden shelves, a window on the left, and a door on the right. The background is yellow with a blue border.

Which dress do you like?

Read, and have the student repeat after you.





I like  
this dress!

Read, and have the  
student repeat after  
you.







I don't like  
that dress!

Read, and have the  
student repeat after  
you.





Which jacket do you like?

Read, and have the student repeat after you.





I like that jacket!

Read, and have the student repeat after you.





I don't like  
this jacket!

Read, and have the  
student repeat after  
you.





Which pair of shoes do you like?

Read, and have the student repeat after you.





I like  
them both!

Read, and have the  
student repeat after  
you.





Me, too!

Read, and have the student repeat after you.





Which pair of pants do you like?

Read, and have the student repeat after you.







I like this  
pair of pants!

Read, and have the  
student repeat after  
you.



Read, and have the student repeat after you.



An illustration of a clothing store window. On the left, two shelves display a pair of pink patterned shorts and a pair of denim shorts. On the right, two girls are talking. A speech bubble from the girl on the right contains the text "Which pair of shorts do you like?". The background is yellow with a blue border.

Which pair of shorts do you like?

Read, and have the student repeat after you.





I like that  
pair of shorts!

Read, and have the  
student repeat after  
you.





I don't like this pair of shorts!

Read, and have the student repeat after you.






Which skirt  
do you like?

Read, and have the  
student repeat after  
you.





I like  
this skirt!

Read, and have the  
student repeat after  
you.





I don't like  
that skirt!

Read, and have the  
student repeat after  
you.








Which shirt  
do you like?

Read, and have the  
student repeat after  
you.





I like  
that shirt!

Read, and have the  
student repeat after  
you.





I don't like  
this shirt!

Read, and have the  
student repeat after  
you.





Say, "Cheese!"

CHEESE!


Read, and have the student repeat after you.





**The  
End**

# Review:



Dress Up!



What do you need? I need a pair of (pants)!


Which pair of pants do you like? I like this/that pair of pants.



Great job!



# Today you learned:



Dress Up!



What do you need? I need a pair of (pants)!

Which pair of pants do you like? I like this/that pair of pants.







# Homework!

- Read the story with a parent or friend. Send an audio recording or video of you reading the story to your teacher.

