



Welcome!

LV1 U6 L1

I'm wearing
a red shirt.

I'm wearing
a ____.

How was
your day?

It was _____.
(great, alright, bad)



My Clothes



In this lesson:



shirt



skirt



dress



jacket



hat



What do you need? I need a (shirt)!
Which shirt do you like? I like this/that (shirt).



An illustration of a living room. A young girl with brown hair, wearing a yellow shirt and a teal skirt, stands on the left. A woman with brown hair in a ponytail, wearing a yellow shirt and teal pants, stands on the right. They are in a room with a yellow sofa, a floor lamp, and a window. There are several speech bubbles and a text box. A large watermark 'ABCmouse.com' is visible across the center.

Hi, Mom!

Hi, Rose!

Read, and have the student repeat.



Oh, no!
My shirt!

Have the student
say "shirt" and
circle the shirt.



MOM!



Oh, no!







It's okay!

Thanks, Mom!

You need a new shirt. Let's go buy one!

Read, then have the student repeat.



Do you like *this* shirt or *that* shirt?

Introduce "this"
vs. "that."



I like
this shirt!

Emphasize the
use of "this."



I don't like *that* shirt!

Emphasize the use of "that."



**What else do
you need?**

**I need
a skirt!**

Read, and have the
student repeat.
Have the student
circle the skirt.





Which skirt
do you like?

Ask the question.
Ask if they like
"this" skirt or "that"
skirt.



I don't like
this skirt!

Emphasize the
use of "this."



I like *that* skirt!

Emphasize the use of "that."

**What else do
you need?**



**I need
a hat!**

Read, and have the
student repeat.
Have the student
circle the hat.






Which hat
do you like?

Ask the question.
Ask if they like
"this" hat or "that"
hat.

I don't like
this hat!



Emphasize the
use of "this."





Emphasize the use of "that."



I like *that* hat!





**What else do
you need?**

**I need
a dress!**

Read, and have the
student repeat.
Have the student
circle the dress.






Which dress
do you like?

Ask the question.
Ask if they like
"this" dress or
"that" dress.



I like
this dress!

Emphasize the
use of "this."

A cartoon illustration of a young girl with brown hair and rosy cheeks, looking at a clothing rack. The rack has a pink dress on the left and a blue dress on the right. A red arrow points to the blue dress. A speech bubble from the girl says "I don't like that dress!". A text box in the bottom left corner says "Emphasize the use of 'that.'".

Emphasize the use of "that."

I don't like *that* dress!

**What else do
you need?**



**I need
a jacket!**

Read, and have the
student repeat.
Have the student
circle the jacket.






Which jacket
do you like?

Ask the question.
Ask if they like
"this" jacket or
"that" jacket.



I don't like
this jacket!

Emphasize the
use of "this."



Emphasize the
use of "that."

I like
that jacket!

I like *that* ____.



Have the student say if they like this or that item.



Review:



shirt



skirt



dress



jacket



hat



What do you need? I need a (shirt)!

Which shirt do you like? I like this/that (shirt).



Great job!



Today you learned:



shirt



skirt



dress



jacket



hat



What do you need? I need a (shirt)!
Which shirt do you like? I like this/that (shirt).





Homework!

- Draw a picture of each item you learned, or find the items in your house to show to your teacher.

Make a video, and say "I like this/that ____."

Also, you can show two of each items and say: "I like this ____ . I don't like that ____."



shirt



skirt



dress



jacket



hat

What do you need? I need a (shirt)!

Which shirt do you like? I like this/that (shirt), hat

