



Welcome!

LV1 U5 L8

I'm
___!

How are you,
Teacher?

Good ___!

Good (morning
/ afternoon
/ evening)!



Farmers' Market



In this lesson:



triangle



circle



square



eleven



twelve

How many circles do you see? I see ___ circles.
I want twelve (12) tomatoes.





**Welcome,
Rose and Alex!**

**My day was
okay.**

**I had a
good day!**

**How was
your day?**

Have the student welcome Rose and Alex. After reading, ask the student how their day was.



Have the student answer the questions on the right.

Look at the chick!


What shapes do you see?

How many circles do you see?

How many squares do you see?

How many triangles do you see?

What color are the shapes?



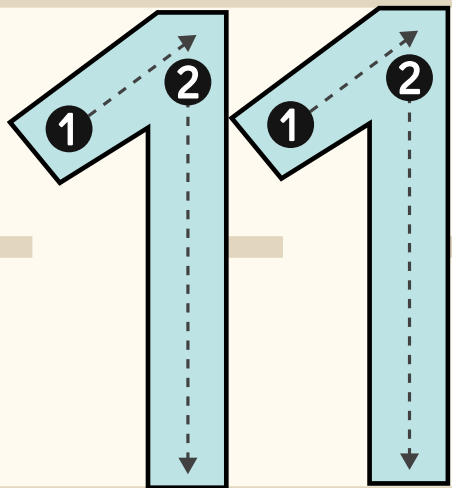
Have the student
remake the duck by
drawing the shapes.



Introduce the
number.



eleven




Demonstrate, then have the student trace and say the number.



Have the student
use the lollipops to
count to eleven.


Eleven lollipops!

Introduce the number.




twelve

BALLS.net



Demonstrate, then have the student trace and say the number.





Have the student
use the candy bars
to count to twelve.

Twelve candy bars!

I want nine (9)
cucumbers, please!

Read, and have the
student repeat. Then
draw the corresponding
items on the page.



I want six (6)
onions, please!

Read, and have the
student repeat. Then
draw the corresponding
items on the page.



I want eight (8)
heads of lettuce,
please!

Read, and have the
student repeat. Then
draw the corresponding
items on the page.



I want five (5)
bunches of garlic,
please!

Read, and have the
student repeat. Then
draw the corresponding
items on the page.



I want twelve (12)
carrots, please!

Read, and have the
student repeat. Then
draw the corresponding
items on the page.



I want four (4)
bunches of broccoli,
please!

Read, and have the
student repeat. Then
draw the corresponding
items on the page.



I want eleven (11)
ears of corn,
please!

Read, and have the
student repeat. Then
draw the corresponding
items on the page.



I want seven (7)
tomatoes, please!


Read, and have the
student repeat. Then
draw the corresponding
items on the page.





I want ten (10)
peppers, please!

Read, and have the
student repeat. Then
draw the corresponding
items on the page.





-  x1
-  x2
-  x3
-  x4
-  x5
-  x6
-  x7
-  x8
-  x9
-  x10
-  x11
-  x12

Have the student search and find the correct amount of food items.



Review:



triangle



circle



square



eleven

twelve


How many circles do you see? I see ___ circles.
I want twelve (12) tomatoes.



Great job!



Today you learned:



triangle



circle



square



eleven

twelve

How many circles do you see? I see ___ circles.

I want twelve (12) tomatoes.





Homework!

- Look at the photo you learned with your teacher in class. Count the items and send a video to your teacher saying: "One apple. Two oranges. Three bananas." and so on.



Have the student search and find the correct amount of food items.

	x1
	x2
	x3
	x4
	x5
	x6
	x7
	x8
	x9
	x10
	x11
	x12

