



Welcome!

LV1 U5 L7

I'm
___!

How are you,
Teacher?

Good ___!

Good (morning
/ afternoon
/ evening)!



Farmers' Market



In this lesson:



black




white



circle



square



triangle

What color is it? It's (black).

What color is the square? It's a (white) square.






**Welcome,
Rose and Alex!**

**My day was
okay.**

**I had a
good day!**

**How was
your day?**


Have the student welcome Rose and Alex. After reading, ask the student how their day was.

A teacher with brown hair, wearing a light blue shirt and a brown skirt, stands in a classroom. She is holding a paint palette in her right hand and a pink marker in her left. Behind her is a chalkboard with a magnifying glass and a pencil drawn on it. To her left is a bookshelf filled with books. A large speech bubble above her contains the text: "Today we're going to make things with shapes!".

Today we're
going to make
things with shapes!

A boy with brown hair, wearing a light blue t-shirt with a white star and red shorts, stands in a classroom. He has his arms raised in excitement. To his left is a girl with brown hair, wearing a yellow t-shirt with a heart and a green skirt. A large speech bubble above the boy contains the text: "Let's do it!".

Let's do it!

A white rectangular box with a green border and a drop shadow, containing the text: "Read, and have the student repeat after you."

Read, and have
the student repeat
after you.



Have the student answer the questions on the right.

Look at the funny animal!
What shapes do you see?
How many circles do you see?
How many squares do you see?
How many triangles do you see?
What color are the shapes?



Have the student
remake the funny
animal by drawing
the shapes.





Have the student answer the questions on the right.

Look at the house!


What shapes do you see?

How many circles do you see?

How many squares do you see?


How many triangles do you see?

What color are the shapes?



Have the student remake the funny house by drawing the shapes.





Have the student answer the questions on the right.

Look at the sun!


What shapes do you see?

How many circles do you see?

How many squares do you see?


How many triangles do you see?

What color are the shapes?




Have the student
remake the sun by
drawing the shapes.






Have the student answer the questions on the right.

- Look at the bug!
- What shapes do you see?
- How many circles do you see?
- How many squares do you see?
- How many triangles do you see?
- What color are the shapes?



Have the student remake the funny bug by drawing the shapes.





Have the student answer the questions on the right.

Look at the truck!


What shapes do you see?

How many circles do you see?

How many squares do you see?

How many triangles do you see?

What color are the shapes?



Have the student remake the truck by drawing the shapes.





Have the student answer the questions on the right.

Look at the pig!

What shapes do you see?

How many circles do you see?

How many squares do you see?

How many triangles do you see?

What color are the shapes?



Have the student
remake the pig by
drawing the shapes.





Have the student answer the questions on the right.

Look at the chick!


What shapes do you see?

How many circles do you see?

How many squares do you see?

How many triangles do you see?



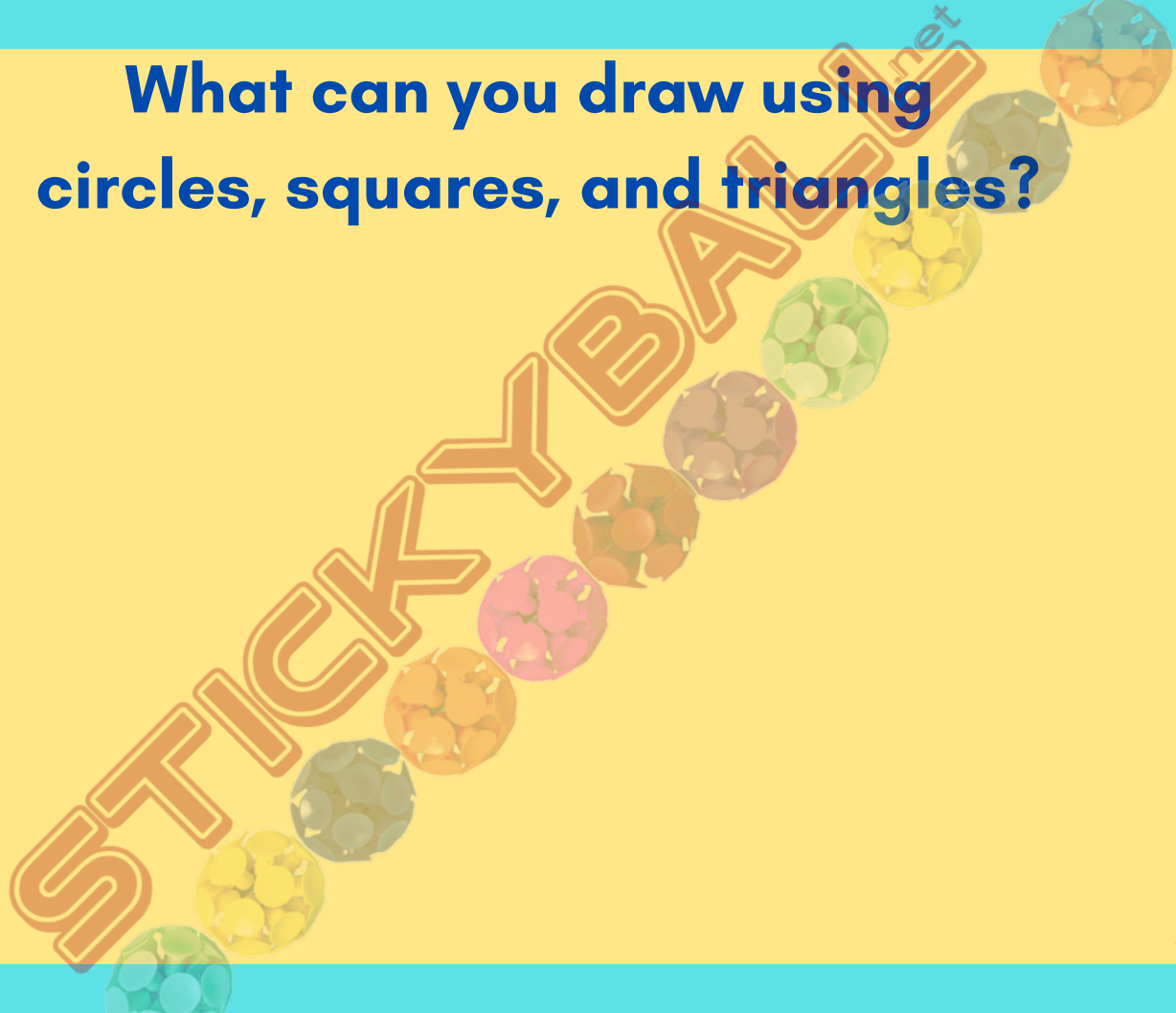
What color are the shapes?



Have the student
remake the duck by
drawing the shapes.



**What can you draw using
circles, squares, and triangles?**



Review:



black




white



circle



square



triangle

What color is it? It's (black).

What color is the square? It's a (white) square.



Great job!



Today you learned:



black




white



circle



square



triangle

What color is it? It's (black).

What color is the square? It's a (white) square.





Homework!



- Use circles, squares, and triangles to draw funny animals and other items. Send a video to your teacher pointing to what you drew. Say what it is and how many circles, squares, and triangles you used!




circle



square



triangle



It's a (chick)!

It has four circles, two squares, and two triangles.

