

A vibrant, cartoon-style illustration of a child's room. The room features a wooden desk with a pink top and orange legs, a blue chair with a white seat, a wooden bookshelf with books and a pink ball, a window with a view of greenery, and various toys including a teddy bear, a blue monkey, and a red box. A string of yellow and blue pennants hangs from the ceiling. The background is a light blue wall with a white ceiling. The floor is brown wood. The overall scene is bright and cheerful.

Welcome!

LV1 U5 L6

I'm
___!

How are you,
Teacher?

Good ___!

Good (morning
/ afternoon
/ evening)!



Farmers' Market



In this lesson:

Uu



umbrella




upset



bus



rug



black



white

What color is it? It's (white).

What color is the crayon? The crayon is (white).





**Welcome,
Rose and Alex!**

**My day was
okay.**

**I had a
good day!**

**How was
your day?**

Have the student welcome Rose and Alex. After reading, ask the student how their day was.

What letter
is it?

Big "U!"

Have the student
circle the big "U."



What letter
is it?

Small "u"!

Have the student
circle the small "u."





What does
letter "Uu" say?

/u/ /u/ /u/!

/u/!

Have the student
practice the
phonetic sound /u/.



/u/ /u/

/u/ /u/ ___?


Have the student recall the short "u" words learned in the previous lesson.





-Colors-
black
white

Black.
It's black!



Have the student
circle the color
black.



b l a c k

b l a c k

Demonstrate, then
have the student
trace and say the
word "black."





Black.
It's black!



Have the student
circle the color
black and say the
target sentence.



What color is
the crayon?

It's black.

It's a black
crayon!

Have the student
circle the color black
and say the target
sentence.



What color are
the crayons?


They're black.

They're black
crayons!

Have the student
circle the color black
and say the target
sentence.



White.
It's white!



Have the student
circle the color
white.



w h i t e

w h i t e

Demonstrate, then
have the student
trace and say the
word "white."





White.
It's white!



Have the student circle the color white and say the target sentence.



What color is
the crayon?

It's white.

It's a white
crayon!

Have the student
circle the color white
and say the target
sentence.






What color are the crayons?

They're white.


They're white crayons!

Have the student circle the color white and say the target sentence.





Have the student draw a line from the items to their corresponding colored circle.





Talk about what you see and what colors you see.

Review:

Uu



umbrella




upset



bus



rug



black



white

What color is it? It's (white).

What color is the crayon? The crayon is (white).



Great job!



Today you learned:

Uu



umbrella



upset



bus



rug



black



white

What color is it? It's (white).

What color is the crayon? The crayon is (white).





Homework!



- Draw black and white items. Take a video pointing to the items saying: "It's black/white." or "They're black/white." Send the video to your teacher.



black



white

What color is it? It's (white).

What color is the crayon? The crayon is (white).

