

A vibrant, cartoon-style illustration of a child's room. The room features a wooden bookshelf with books and toys, a round pink table with a green pen holder, a blue chair, a blue monkey toy on a stool, a brown teddy bear, and a green blanket. A window on the right shows a bright outdoor scene. A string of yellow and blue pennants hangs from the ceiling. The background is a light blue wall with a white baseboard. The floor is brown wood. The overall scene is bright and cheerful.

Welcome!

LV1 U5 L5

I'm
___!

How are you,
Teacher?

Good ___!

Good (morning
/ afternoon
/ evening)!



Farmers' Market



In this lesson:

U u



umbrella



upset



bus



rug

Chant: /u/ /u/ umbrella

It's an (umbrella).

They're (umbrellas).





**Welcome,
Rose and Alex!**

**My day was
okay.**

**I had a
good day!**

**How was
your day?**

Have the student welcome Rose and Alex. After reading, ask the student how their day was.



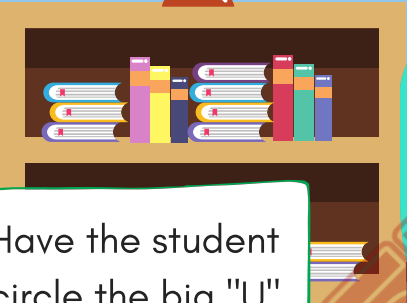
The student will learn the letter in the red box. (Optional: play the ABC song.)

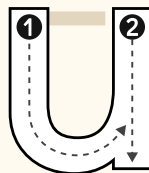
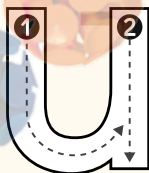
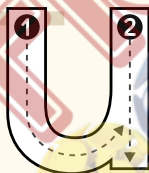
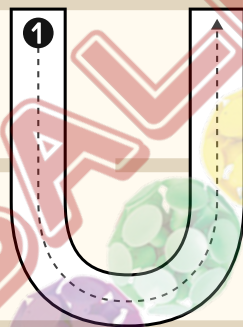
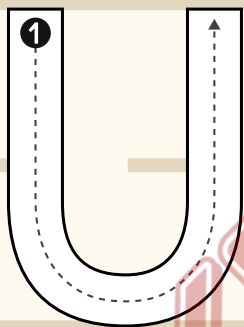
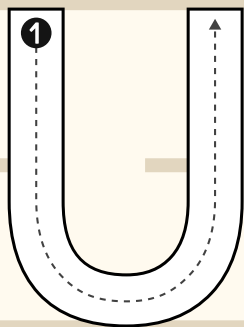


Big "U!"


Small "u!"

Have the student circle the big "U" and small "u."





Demonstrate, then have the student trace and say the letters.



Letter "Uu" says:
/u/ /u/ /u/!

/u/ /u/ /u/!

/u/!

Have the student
practice the
phonetic sound /u/.

/u/ /u/
umbrella

Read, then have
the student circle
the umbrella.

/u/ /u/
umbrella





**/u/ /u/
umbrella**

Read, then have
the student circle
the umbrella.

**/u/ /u/
umbrella**





Read, then have the student circle the umbrella.

It's an umbrella!

They're umbrellas!



/u/ /u/ umbrella



**/u/ /u/
upset**

Read, then have
the student circle
who is upset.

**/u/ /u/
upset**



/u/ /u/
upset



/u/ /u/
upset

Read, then have
the student circle
who is upset.



I am not
upset.

We are
upset.

Read, then have
the student circle
who is upset.

/u/ /u/
upset



/u/ /u/
bus



/u/ /u/
bus

Read, then have
the student circle
the bus.



/u/ /u/
bus



/u/ /u/
bus

Read, then have
the student circle
the bus.





It's a bus!

Read, then have
the student circle
the bus.



/u/ /u/
bus





They're
buses!

Read, then have
the student circle
the bus.

/u/ /u/
bus



/u/ /u/
rug

/u/ /u/
rug

Read, then have
the student circle
the rug.



/u/ /u/
rug

/u/ /u/
rug

Read, then have
the student circle
the rug.





It's a rug!

They're
rugs!

/u/ /u/
rug

Read, then have
the student circle
the rugs.





Have the student recall the words learned.



Review:

U u



umbrella



upset



bus



rug

Chant: /u/ /u/ umbrella

It's an (umbrella).

They're (umbrellas).



Great job!



Today you learned:

U u



umbrella



upset

Chant: /u/ /u/ umbrella

It's an (umbrella).

They're (umbrellas).



bus



rug





Homework!



- Draw two (2) pictures. For the first picture, draw one (1) umbrella, bus, rug, and an upset boy or girl. For the second picture, draw two (2) umbrellas, buses, rugs, and two upset people. Take a video and point to each item. Say: /u/ /u/ ___! It's a(n) ____ They're ____.
Send the video to your teacher.

Uu



umbrella



upset



bus



rug

Chant: /u/ /u/ umbrella
It's an (umbrella).
They're (umbrellas).

Chant: /u/ /u/ uset
He/she is upset.

