

A vibrant, cartoon-style illustration of a child's room. The room features a wooden bookshelf with books and toys, a round pink table with a green pen holder, a blue chair, a blue monkey toy on a stool, a brown teddy bear, and a green blanket. A window on the right shows a bright outdoor scene. A string of yellow and blue pennants hangs from the ceiling. The background is a light blue wall with a large window. The floor is brown wood. The overall scene is bright and cheerful.

# Welcome!

LV1 U5 L2

I'm  
\_\_\_!

How are you,  
Teacher?

Good \_\_\_!

Good (morning  
/ afternoon  
/ evening)!



# Farmers' Market



# In this lesson:



onion(s)



cucumber(s)



carrot(s)



pepper(s)



tomato(es)

What do you want? I want some (carrots)!

Do you want carrots? Yes, I do. / No, I don't.

What do you have? I have (carrots).





**Welcome,  
Rose and Alex!**

**My day was  
okay.**

**I had a  
good day!**

**How was  
your day?**

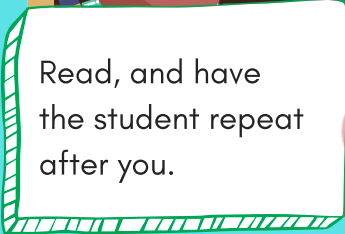
Have the student welcome Rose and Alex. After reading, ask the student how their day was.



Today we're  
going to the  
farmers' market!



Let's go!



Read, and have  
the student repeat  
after you.



What do you want, Rose?

I want some cucumbers.

Read, and have the student repeat after you. Then, have them circle the cucumbers.





Alex, do you want  
some cucumbers?

Yes, I do!

Read, and have  
the student repeat  
after you. Then,  
ask the student the  
question.



What do you want?

We want some cucumbers, please!

Read, and have the student repeat after you.



Read, and have the student repeat after you.  
Circle the cucumbers.  
Ask the student what they are.





What do you want, Alex?

I want some peppers!



Read, and have the student repeat after you. Then, have them circle the peppers.






Rose, do you want  
some peppers?


Read, and have  
the student repeat  
after you. Then,  
ask the student the  
question.

YUCK!






No, I don't!



Read, and have the student repeat after you. Then, ask the student the question.



What do you want?



I want some peppers, please!

Read, and have the student repeat after you.

Vegetables

Here you go!

Thank you!



Read, and have the student repeat after you.  
Circle the lettuce.  
Ask the student what they are.







What do you want, Teacher?

I want some tomatoes!

Read, and have the student repeat after you. Then, have them circle the tomatoes.





Rose and Alex,  
do you want  
some tomatoes?

I want one  
tomato!

I want two  
tomatoes!

Read, and have  
the student repeat  
after you. Then,  
ask the student the  
question.





What do you want?

I want some tomatoes!

I want two tomatoes!


I want one tomato!

Read, and have the student repeat after you.





Read, and have the student repeat after you.  
Circle the tomatoes.  
Ask the student what they are.






What do you want, Rose?

I want some onions.

Read, and have the student repeat after you. Then, have them circle the onions.





Alex, do you want some onions?

Read, and have the student repeat after you. Then, ask the student the question.

YUCK!




www.BALV.net



Read, and have the student repeat after you. Then, ask the student the question.

No, I don't!







What do you want?

I want some onions, please!

Read, and have the student repeat after you.



Here you go!

Thank you!



Read, and have the student repeat after you.  
Circle the onions.  
Ask the student what they are.





What do you want, Alex?

I want some carrots.

Read, and have the student repeat after you. Then, have them circle the carrots.





Rose, do you want  
some carrots?

Yes, I do!

Read, and have  
the student repeat  
after you. Then,  
ask the student the  
question.



What do you want?

We want some carrots, please!

Read, and have the student repeat after you.





Here you go!

Thank you!

Read, and have  
the student repeat  
after you.





What do you have, Teacher?

I have tomatoes!

Read, and have the student repeat after you. Then, have them circle the item(s).





What do you have, Alex?

I have one tomato, some peppers, and some carrots!

Read, and have the student repeat after you. Then, have them circle the items.







What do you have, Rose?

I have cucumbers, carrots, onions, and tomatoes!

Read, and have the student repeat after you. Then, have them circle the items.





What do you want?

What do you have?

Have the student circle the items they want. Then, have the student draw what they circled in the sack.



# Review:



onion(s)



cucumber(s)



carrot(s)



pepper(s)



tomato(es)

What do you want? I want some (carrots)!

Do you want carrots? Yes, I do. / No, I don't.

What do you have? I have (carrots).



**Great job!**



# Today you learned:



onion(s)



cucumber(s)



carrot(s)



pepper(s)



tomato(es)

What do you want? I want some (carrots)!

Do you want carrots? Yes, I do. / No, I don't.

What do you have? I have (carrots).





# Homework!

- Draw a picture of each item you learned.

Make a video, and say what you want and what you have in your home.

Send the video to your teacher.

What do you want? I want some (carrots)!

Do you want carrots? Yes, I do. / No, I don't.

What do you have? I have (carrots).

onion(s)



cucumber(s)



carrot(s)



pepper(s)



tomato(es)

