



Welcome!

LV1 U5 L10



I'm
___!

How are you,
Teacher?

Good ___!

Good (morning
/ afternoon
/ evening)!

Farmers' Market



In this lesson:


Uu



My Garden!



Monster Numbers!




I want _____. / We want _____.

I have _____. / We have _____.



What do you want?

What do you have?



Have the student drag the items they want to the sack. Then, have the student say what they have.



Story Time!



My Garden!




We have
some lettuce!



Read, and have the student repeat. Then, have the student circle and draw the correct item.



We have
some onions!



Read, and have the student repeat. Then, have the student circle and draw the correct item.

We have
some garlic!


Read, and have the student repeat. Then, have the student circle and draw the correct item.





We have
some carrots!

Read, and have the student repeat. Then, have the student circle and draw the correct item.



We have
some broccoli!



Read, and have the student repeat. Then, have the student circle and draw the correct item.



We have some cucumbers!



Read, and have the student repeat. Then, have the student circle and draw the correct item.





We have some
tomatoes!

Read, and have the student repeat. Then, have the student circle and draw the correct item.



We have
some corn!




Read, and have the student repeat. Then, have the student circle and draw the correct item.

We have
some peppers!



Read, and have the student repeat. Then, have the student circle and draw the correct item.





**The
End**




What letter is it?

Big "U!"

Small "u!"

Have the student recall big and small "Uu."




What does letter
"Uu" say?

/u/ /u/ /u/!




/u/!

Have the student
recall big and small
"Uu."





Have the student recall the words learned.





Have the student draw a line from the items to their corresponding colored circle.





Have the student answer the questions on the right.

Look at the bug!


What shapes do you see?

How many circles do you see?

How many squares do you see?

How many triangles do you see?

What color are the shapes?



Have the student
remake the bug by
drawing the shapes




Story Time!



net

Monster Numbers!






What do you want?

I want some lettuce seeds!

Read, and have the student repeat after you.

Ask the student: What number is it?

Bonus: Have the student decorate a bag of seeds with the item mentioned in the story.






What do you want?

I want some cucumber seeds!

Read, and have the student repeat after you.

Ask the student: What number is it?

Bonus: Have the student decorate a bag of seeds with the item mentioned in the story.





What do you want?

I want some garlic seeds!

Read, and have the student repeat after you.

Ask the student: What number is it?

Bonus: Have the student decorate a bag of seeds with the item mentioned in the story.





What do you want?

I want some carrot seeds!

Read, and have the student repeat after you.

Ask the student: What number is it?

Bonus: Have the student decorate a bag of seeds with the item mentioned in the story.





What do you want?

I want some onion seeds!

Read, and have the student repeat after you.

Ask the student: What number is it?

Bonus: Have the student decorate a bag of seeds with the item mentioned in the story.






What do you want?

I want some broccoli seeds!

Read, and have the student repeat after you.

Ask the student: What number is it?

Bonus: Have the student decorate a bag of seeds with the item mentioned in the story.





What do you want?

I want some corn seeds!

Read, and have the student repeat after you.

Ask the student: What number is it?

Bonus: Have the student decorate a bag of seeds with the item mentioned in the story.





What do you want?

I want some pepper seeds!

Read, and have the student repeat after you.

Ask the student: What number is it?

Bonus: Have the student decorate a bag of seeds with the item mentioned in the story.






What do you want?

I want some tomato seeds!

Read, and have the student repeat after you.

Ask the student: What number is it?

Bonus: Have the student decorate a bag of seeds with the item mentioned in the story.






What do you want?

We want some corn seeds!

Read, and have the student repeat after you.

Ask the student: What number is it?

Bonus: Have the student decorate a bag of seeds with the item mentioned in the story.






What do you want?

We want some lettuce seeds!

Read, and have the student repeat after you.

Ask the student: What number is it?

Bonus: Have the student decorate a bag of seeds with the item mentioned in the story.






What do you want?

We want some carrot seeds!

Read, and have the student repeat after you.

Ask the student: What number is it?

Bonus: Have the student decorate a bag of seeds with the item mentioned in the story.





**The
End**

Review:


Uu



My Garden!



Monster Numbers!



I want _____. / We want _____.
I have _____. / We have _____.



Great job!



Today you learned:


Uu



My Garden!



Monster Numbers!



I want _____. / We want _____.

I have _____. / We have _____.





Homework!



- Look at the "Today you learned" picture. Practice making sentences with what you see in that picture. Send the recording or video to your teacher.

