

A vibrant, cartoon-style illustration of a child's room. The room features a wooden desk with a pink top and orange legs, a blue chair with a white seat, and a bookshelf. On the desk, there is a green pencil holder with pens and a blue container. The bookshelf holds books and a pink ball. A window on the right shows a bright outdoor scene. The floor is brown, and there are various toys scattered around, including a blue monkey on a green stool, a red teddy bear, and a red box. A string of yellow and blue pennants hangs from the ceiling. The background is a light blue wall with a large window. The text 'Welcome!' is written in large, bold, black letters with a light blue shadow. Below it, the text 'LV1 U5 L1' is written in a smaller, black font. A large, semi-transparent watermark 'UK BALLET.net' is overlaid diagonally across the center of the image.

Welcome!

LV1 U5 L1

I'm
___!

How are you,
Teacher?

Good ___!

Good (morning
/ afternoon
/ evening)!



Farmers' Market




In this lesson:



corn



lettuce



broccoli



garlic

What do you want? I want some (corn)!
Do you want corn? Yes, I do. / No, I don't.
What do you have? I have (broccoli).





**Welcome,
Rose and Alex!**

**My day was
okay.**

**I had a
good day!**

**How was
your day?**

Have the student welcome Rose and Alex. After reading, ask the student how their day was.



Today we're
going to the
farmers' market!

Let's go!

Read, and have
the student repeat
after you.



What do you want, Rose?

I want some corn.

Read, and have the student repeat after you. Then, have them circle the corn.





Alex, do you
want some corn?

Yes, I do!

Read, and have
the student repeat
after you. Then,
ask the student the
question.

What do you want?

We want some corn, please!

Read, and have the student repeat after you.



Read, and have the student repeat after you.

Circle the corn. Ask the student what it is.





What do you want, Alex?

I want some lettuce.

Read, and have the student repeat after you. Then, have them circle the lettuce.





Rose, do you want
some lettuce?

Yes, I do!



Read, and have
the student repeat
after you. Then,
ask the student the
question.



Veget

What do you want?

Thought bubble containing a head of lettuce and a red heart.

We want some lettuce, please!

Read, and have the student repeat after you.



Vegetables

Here you go!

Thank you!



Read, and have the student repeat after you.


Circle the lettuce. Ask the student what it is.





What do you want, Rose?

I want some broccoli.



Read, and have the student repeat after you. Then, have them circle the broccoli.





Alex, do you want
some broccoli?

Read, and have
the student repeat
after you. Then,
ask the student the
question.

YUCK!





Read, and have the student repeat after you. Then, ask the student the question.



What do you want?

I want some broccoli, please!

Read, and have the student repeat after you.



Here you go!

Thank you!



Read, and have the student repeat after you.

Circle the broccoli. Ask the student what it is.





What do you want, Teacher?

I want some garlic!

Read, and have the student repeat after you. Then, have them circle the garlic.







Rose and Alex,
do you want
some garlic?

Read, and have
the student repeat
after you. Then,
ask the student the
question.



YUCK!





Read, and have the student repeat after you.

What do you want?

I want some garlic, please!

Read, and have the student repeat after you.

Here you go!

Thank you!



Read, and have the student repeat after you.

Circle the garlic. Ask the student what it is.





What do you have, Rose?

I have corn, lettuce, and broccoli!

Read, and have the student repeat after you. Then, have them circle the items.





What do you have, Alex?

I have corn and lettuce!

Read, and have the student repeat after you. Then, have them circle the items.





What do you have, Teacher?

I have garlic!

Read, and have the student repeat after you. Then, have them circle the item(s).



What do you want?

What do you have?



Have the student circle the items they want. Then, have the student draw what they circled in the sack.




Review:



corn



lettuce



broccoli



garlic

What do you want? I want some (corn)!

Do you want corn? Yes, I do. / No, I don't.

What do you have? I have (broccoli).



Great job!




Today you learned:



corn



lettuce



broccoli



garlic

What do you want? I want some (corn)!

Do you want corn? Yes, I do. / No, I don't.

What do you have? I have (broccoli).





Homework!

- Draw a picture of each item you learned.

Make a video, and say what you want and what you have in your home.

Send the video to your teacher.

What do you want? I want some (corn)!
Do you want corn? Yes, I do. / No, I don't.
What do you have? I have (broccoli).



lettuce



broccoli



garlic



corn

