

A vibrant, cartoon-style illustration of a child's room. The room features a wooden bookshelf with books and toys, a round pink table with a green pen holder, a blue chair, a blue monkey toy on a stool, a brown teddy bear, and a green blanket. A window on the right shows a bright outdoor scene. A string of yellow and blue pennants hangs from the ceiling. The background is a light blue wall with a white baseboard. The floor is brown wood. The text 'Welcome!' is written in large, bold, black letters with a light blue shadow. Below it, 'LV1 U4 L6' is written in a smaller, black font. A large, semi-transparent watermark 'KIDZBAZAZZ.net' is overlaid diagonally across the center of the image.

Welcome!

LV1 U4 L6



Hi! How are you?

How are you, Teacher?

Hello, I'm wonderful!

I'm great! Thanks!

My Toys



In this lesson:

O o



pink



purple

What color is it? It's (pink).

What color is the crayon? The crayon is (pink).





**Hello,
students!**

**Hi,
Teacher!**

**Hello,
Teacher!**

What letter
is it?

Big "O!"

Have the student
circle the big "O."



What letter
is it?

Small "o"!

Have the student
circle the small "o."





What does
letter "Oo" say?

/o/!

/o/ /o/ /o/!

Have the student
practice the
phonetic sound /o/.



/o/ /o/ _____
?

/o/ /o/ _____?

Have the student recall the short "o" words learned in the previous lesson.







-Colors-

pink

purple

Pink.
It's pink!



Have the student
circle the color
pink.



pink

pink

Demonstrate, then have the student trace and say the word "pink."





Pink.
It's pink!

pink

Have the student circle the color pink and say the target sentence.





What color is the crayon?

It's pink.

It's a pink crayon!

Have the student circle the color pink and say the target sentence.





What color are
the crayons?

They're pink!

They're pink
crayons!

Have the student
circle the color pink
and say the target
sentence.



Purple.
It's purple!



Have the student
circle the color
purple.



STUCKY KIDZ .net

purple

purple

Demonstrate, then have the student trace and say the word "purple."





Purple.
It's purple!



Have the student
circle the color
purple and say the
target sentence.





What color is the crayon?

It's purple.

It's a purple crayon!

Have the student circle the color purple and say the target sentence.





What color are the crayons?

They're purple.

They're purple crayons!

Have the student circle the color purple and say the target sentence.





Have the student draw a line from the items to their corresponding colored circle.



18




Have the student circle the colors pink & purple.



Review:

O o



pink

purple

What color is it? It's (pink).

What color is the crayon? The crayon is (pink).




Great job!



Today you learned:

O o



pink

purple

What color is it? It's (pink).

What color is the crayon? The crayon is (pink).





Homework!



- Draw purple and pink items. Take a video pointing to the items saying: "It's purple/pink." or "They're purple/pink." Send the video to your teacher.



purple



pink

What color is it? It's (pink).

What color is the crayon? The crayon is (pink).

