

A vibrant, cartoon-style illustration of a child's room. The room features a wooden bookshelf with books and toys, a round pink table with a green pen holder, a blue chair, a blue monkey toy on a stool, a brown teddy bear, and a green blanket. A window on the right shows a bright outdoor scene. A string of yellow and blue pennants hangs from the ceiling. The background is a light blue wall with a white baseboard. The floor is brown wood. The text 'Welcome!' is written in large, bold, black letters with a light blue shadow. Below it, 'LV1 U4 L5' is written in a smaller, black font. A large, semi-transparent watermark 'KIDZBAY.net' is overlaid diagonally across the center of the image.

Welcome!

LV1 U4 L5



Hi! How are you?



How are you, Teacher?



I'm great!
Thanks!



Hello,
I'm wonderful!

My Toys



In this lesson:

O

o



octopus



ostrich



Chant: /o/ /o/ octopus
It's an (octopus).
They're (octopuses).



hop



top





**Hello,
students!**

**Hi,
Teacher!**

**Hello,
Teacher!**



The student will learn the letter in the red box. (Optional: play the ABC song.)



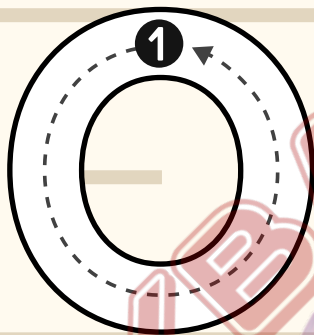



Big "O!"


Small "o!"

Have the student circle the big "O" and small "o."





Demonstrate, then have the student trace and say the letters.





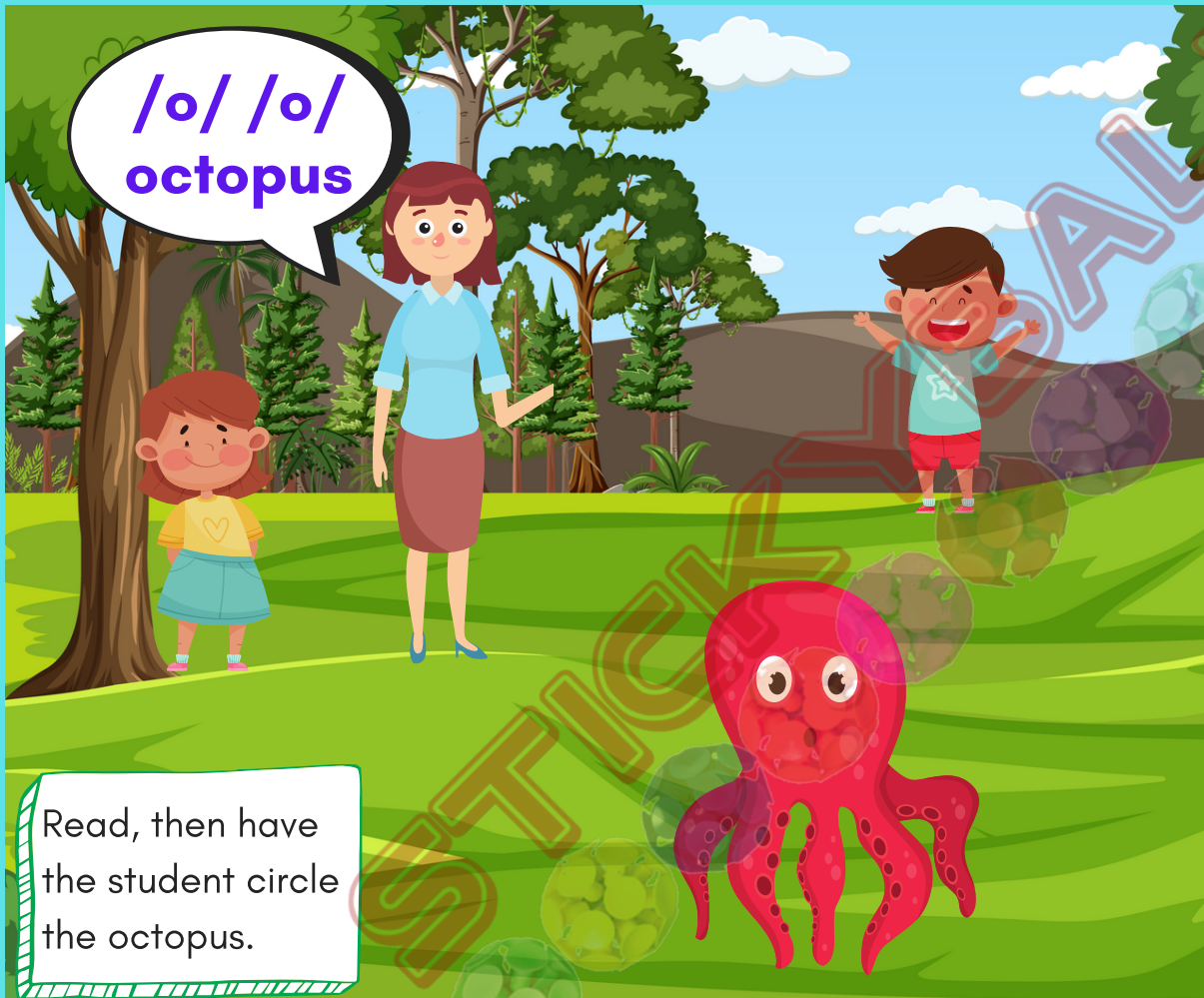
Letter "Oo" says:
/o/ /o/ /o/!

/o/ /o/ /o/!

/o/!

Have the student
practice the
phonetic sound /o/.

/o/ /o/
octopus



Read, then have
the student circle
the octopus.

/o/ /o/
octopus





Read, then have the student circle the octopus.



/o/ /o/ /o/
octopus





They're octopuses!

It's an octopus!

Read, then have the student circle the octopuses.



/o/ /o/
octopus



/o/ /o/
ostrich



Read, then have
the student circle
the ostrich.

/o/ /o/
ostrich





/o/ /o/
ostrich

Read, then have
the student circle
the ostrich.



/o/ /o/
ostrich





It's an ostrich!

Read, then have the student circle the ostriches.



They're ostriches!



/o/ /o/
ostrich



/o/ /o/
hop



Read, then use TPR
to demonstrate the
action: "hop."



/o/ /o/
hop



/h/ /h/
hop

/h/ /h/
hop

Have the student try to recall the vocabulary word learned on the previous page.



I can hop!

I can hop, too!

Read, then have the student hop!

/o/ /o/
hop



/o/ /o/
top



Read, then have
the student circle
the top.

/o/ /o/
top





/o/ /o/
top

Read, then have
the student circle
the top.



/o/ /o/
top





They're tops!

It's a top!

Read, then have the student circle the tops.



/o/ /o/ /o/ /o/
top





What letter
is it?

Big "O!"

Have the student
circle the big "O."

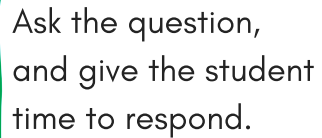




What does
"O" say?



/o/



Ask the question,
and give the student
time to respond.



What letter
is it?

Small "o"!

Have the student
circle the small "o."





What does
"o" say?

/o/ /o/ /o/

Ask the question,
and give the student
time to respond.



Review:



octopus



ostrich



Chant: /o/ /o/ octopus
It's an (octopus).
They're (octopuses).



hop



top



Great job!



Today you learned:

O o



octopus



ostrich



Chant: /o/ /o/ octopus
It's an (octopus).
They're (octopuses).



hop



top





Homework!



- Draw two (2) pictures. For the first picture, draw one (1) octopus, ostrich, something hopping, and a top. For the second picture, draw two (2) octopuses, ostriches, two things hopping, and tops. Take a video and point to each item.

Say: /o/ /o/ ____! It's a(n) ____ They're ____.
Send the video to your teacher.



octopus



ostrich

Chant: /o/ /o/ octopus

It's an (octopus).

They're (octopuses).

They're (hopping)



hop



top

