

A vibrant, cartoon-style illustration of a child's room. The room features a wooden desk with a pink top and orange legs, a blue chair with a white seat, and a bookshelf. A window on the right shows a bright outdoor scene. The floor is brown, and there are various toys and items scattered around, including a teddy bear, a blue monkey, and a red box. A string of yellow and blue pennants hangs from the ceiling. The background is a light blue wall with a large window. The overall style is bright and cheerful.

Welcome!

LV1 U4 L3



Hi! How are you?



How are you, Teacher?



I'm great!
Thanks!



Hello,
I'm wonderful!

My Toys



In this lesson:



yo-yo



action figure



stuffed animal



video game



board game



dice



cards

What do you want? I want an (action figure).
What do you have? I have an (action figure).





What is it?

It's an
action figure!

An action
figure!

Circle the action figure.
Ask the student the
question, and give them
time to respond. Assist
as needed.





Do you want it?

I want an action figure!

I don't want it!

After reading, ask the student:
"Do you like the action figure?"
"Do you want the action figure?"



What is it?

A stuffed animal!

It's a stuffed animal!

Circle the stuffed animal. Ask the student the question, and give them time to respond. Assist as needed.





Do you want it?

I want a stuffed animal!

I don't want it!

After reading, ask the student:
"Do you like the stuffed animal?"
"Do you want the stuffed animal?"



What is it?

It's a yo-yo!

A yo-yo!

Circle the yo-yo. Ask the student the question, and give them time to respond. Assist as needed.



A colorful illustration of a classroom. A female teacher with short brown hair, wearing a light blue shirt and a brown skirt, stands on the left holding a stack of books and a pointer. Behind her is a green chalkboard with drawings of a magnifying glass, an alarm clock, and a pencil holder. To her right are two wooden bookshelves filled with books. In the center, a girl with brown hair, wearing a yellow shirt with a heart and a teal skirt, looks at a large blue yo-yo with a yellow star on the ground. To the right, a boy with brown hair, wearing a teal shirt and red shorts, is walking towards the girl. The scene is decorated with floating globes and a large, faint watermark in the background.

**Do you
want it?**

**I want a
yo-yo!**

**I want it,
too!**

After reading, ask the student:

"Do you like the yo-yo?"
"Do you want the yo-yo?"

What is it?

A video game!

It's a video game!

Circle the video game.
Ask the student the question, and give them time to respond. Assist as needed.



A colorful illustration of a classroom. A teacher with brown hair, wearing a light blue shirt and a brown skirt, stands on the left holding a stack of books and a pointer. Behind her is a green chalkboard with drawings of a clock, a pencil holder, and a globe. To the right, a girl and a boy are standing. The girl has brown hair and is wearing a yellow shirt with a heart and a teal skirt. The boy has brown hair and is wearing a teal shirt and red shorts. In the foreground, a red and blue video game console is visible. The background features bookshelves filled with books and a doorway on the right. A large, faint watermark 'StudyL.net' is overlaid on the image.

Do you want it?

I want a video game!

I want a video game, too!

After reading ask the student:
"Do you like the video game?"
"Do you want the video game?"



What
are they?



They're dice!



Dice!

Circle the dice.
Ask the student the
question, and give them
time to respond. Assist
as needed.





Do you want them?

I want dice!

I don't want them.

After reading, ask the student:

"Do you like the dice?"
"Do you want the dice?"



What
are they?

They're cards!

Cards!

Circle the cards.
Ask the student the
question, and give them
time to respond. Assist
as needed.



Do you want them?

I want cards!

I don't want them.

After reading, ask the student:

"Do you like the cards?"
"Do you want the cards?"



What is it?

A board game!

It's a board game!

Circle the board game.
Ask the student the question, and give them time to respond. Assist as needed.





Do you want it?

I want a board game!

I want a board game, too!

After reading, ask the student:
"Do you like the board game?"
"Do you want the board game?"

I have a
yo-yo!

I have a
stuffed animal!

Circle the characters and read what they say. Have the student circle the corresponding toy and draw a line to the correct character.



I have an
action figure!

I have a
board game!

Circle the characters and read what they say. Have the student circle the corresponding toy and draw a line to the correct character.



I have
cards!

I have
dice!

Circle the characters and read what they say. Have the student circle the corresponding toy and draw a line to the correct character.




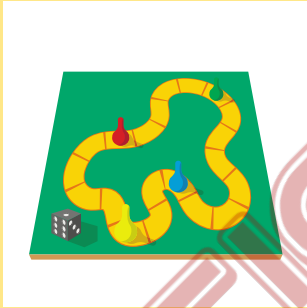


I have an
action figure!

I have a
video game!

I have a
board game!

Circle the characters and
read what they say. Have
the student circle the
corresponding toy and
draw a line to the correct
character.





Circle an item and have the student say what it is. Then ask them: "Do you want it?"



Review:



yo-yo



action figure



stuffed animal



video game



board game



dice



cards

What do you want? I want an (action figure).
What do you have? I have an (action figure).



Great job!



Today you learned:



yo-yo



action figure



stuffed animal



video game



board game



dice



cards

What do you want? I want an (action figure).
What do you have? I have an (action figure).





Homework!

- Draw a picture of each item (or show items you have in your house).
Make a video, and say what you want and what you have.
Send the video to your teacher.



yo-yo



action figure



stuffed animal



video game



board game



dice



cards

What do you want? I want a (video game).
What do you have? I have a (board game).

