



Welcome!

LV1 U4 L2



Hi! How are you?



How are you, Teacher?



I'm great!
Thanks!




Hello,
I'm wonderful!

My Toys



In this lesson:




video game



board game



dice



cards

What do you want? I want a (video game).
What do you have? I have a (board game).





**Hello,
students!**

**Hi,
Teacher!**

**Hello,
Teacher!**



It's play time!

Yay!

Woohoo!

Read, and have the student repeat after you.



A video game!
It's a
video game!

Have the student
repeat the sentences
and circle the video
game.







I want a
video game!

I want it,
too!

Introduce "want" /
"don't want" with TPR.

Want = 
Don't want = 



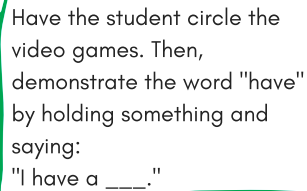
One for you,
and one for you!



Thank you!



Thank you,
Teacher!




Have the student circle the video games. Then, demonstrate the word "have" by holding something and saying: "I have a ____."



I love it!
I like it!

I love it!
I like it, too!



Introduce "like" with TPR.
Like = 



A colorful illustration of a classroom. A female teacher with short brown hair, wearing a light blue shirt and a brown skirt, stands on the left holding a stack of books and a pointer. A speech bubble next to her contains the text "Dice! They're dice!". In the center, a young girl with brown hair, wearing a yellow shirt with a heart and a green skirt, stands with her hands on her hips, smiling. To her right, a young boy with dark hair, wearing a light blue shirt with a star and red shorts, stands with his arms raised, also smiling. In the foreground, two dice are shown: one purple and one blue. The background features a green chalkboard with a globe and a pencil holder, a round clock on the wall, and two bookshelves filled with books. The scene is lit by two orange pendant lamps. A large, faint watermark "Stuck in the Net" is visible across the center of the image.

Dice!
They're dice!

Have the student repeat the sentences and circle the dice.







I want
dice!

I don't
want them!



Introduce "want" /
"don't want" with TPR.

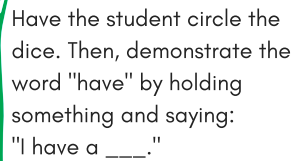
Want = 
Don't want = 



You can have them!



Yay!
I have dice!



Have the student circle the dice. Then, demonstrate the word "have" by holding something and saying: "I have a ____."





I like them!

Introduce "like" with
TPR.

Like =





Cards!
They're cards!

Have the student repeat the sentences and circle the cards.







I want cards!

I don't want them!

Introduce "want" /
"don't want" with TPR.

Want = 

Don't want = 


You can have them!


Yay!
I have cards!

Have the student circle the cards. Then, demonstrate the word "have" by holding something and saying: "I have a ____."



I like them!



Introduce "like" with TPR.
Like = 





A board game!
It's a board
game!



Have the student
repeat the sentences
and circle the board
game.



I want a
board game!

I want a
board game,
too!

Introduce "want" /
"don't want" with TPR.

Want = 
Don't want = 



Let's play!

Have the student circle the different items on the table and say what they are called.



What do you want?

Have the student drag the toys that they want and say:
"I want a(n) ____."

I want a(n) ____!




A vibrant stage scene with red curtains and a yellow spotlight. In the center is a white rectangular box with a yellow border, containing the text "Drag Student Video Here". A diagonal watermark "STUCKYBAR" is visible across the scene. Several colorful, textured spheres are scattered around the stage.

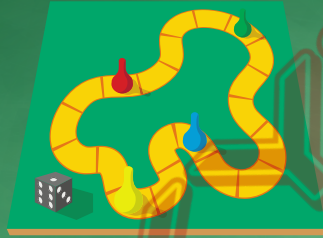
Drag Student Video Here

Have the student show
you a toy they have and
say:
"I have a(n) ____."

Review:



video game



board game



dice



cards


What do you want? I want a (video game).
What do you have? I have a (board game).



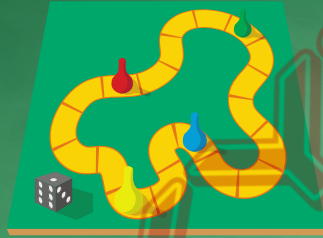
Great job!



Today you learned:




video game



board game



dice



cards

What do you want? I want a (video game).
What do you have? I have a (board game).





Homework!

- Draw a video game, a board game, dice, and cards.

Make a video and say what you want and what you have.

Send the video to your teacher.



video game



board game



dice



cards

What do you want? I want a (video game).
What do you have? I have a (board game).

