


A vibrant, cartoon-style illustration of a child's room. The room features a wooden desk with a pink top and orange legs, a blue chair with a white seat, a wooden bookshelf with books and a pink ball, a window with a view of greenery, and various toys including a blue monkey, a brown teddy bear, and a red box. A string of yellow and blue pennants hangs from the ceiling. The floor is brown, and the walls are white. The overall scene is bright and cheerful.

Welcome!

LV1 U4 L1



Hi! How are you?



How are you, Teacher?



I'm great!
Thanks!




Hello,
I'm wonderful!

My Toys



In this lesson:



yo-yo



action figure



stuffed animal



What do you want? I want a (yo-yo).

What do you have? I have a (yo-yo).





**Hello,
students!**

**Hi,
Teacher!**


**Hello,
Teacher!**

**It's play
time!**

Yay!

Woohoo!

Read, and have
the student repeat
after you.

A colorful illustration of a classroom. A female teacher with short brown hair, wearing a light blue shirt and a brown skirt, stands on the left holding a stack of books and a pointer. A speech bubble from her contains the text. In the center, a superhero action figure in a blue and red suit stands on a shelf. To the right, a young girl with brown hair, wearing a yellow shirt with a heart and a green skirt, and a young boy with brown hair, wearing a light blue shirt with a star and red shorts, both have their arms raised in excitement. The background features a green chalkboard with a globe, a red clock, and two orange pendant lights. A bookshelf with books is on the left, and a doorway is on the right. A red crayon is in a box in the bottom right corner.

An action figure!
It's an action figure!

Have the student repeat the sentences and circle the action figure.







I want an
action figure!

I don't
want it!

Introduce "want" /
"don't want" with TPR.

Want = 

Don't want = 

A colorful illustration of a classroom scene. A teacher with short brown hair, wearing a light blue shirt and a brown skirt, stands on the left holding a stack of books and a pointer. A boy with brown hair, wearing a green shirt and red shorts, is in the center holding a blue action figure. A girl with brown hair, wearing a yellow shirt and a green skirt, stands on the right with a sad expression. The background features a green chalkboard with drawings of a clock, a pencil cup, and a globe. There are bookshelves with books and a hanging light fixture. A large, faint watermark 'STUCKY' is visible across the scene.

You can have it!

Yay!
I have an action figure!


Have the student circle the action figure. Then, demonstrate the word "have" by holding something and saying:
"I have a ____."



I love it!



Introduce "like" with TPR.

Like = 



A stuffed
animal!
It's a stuffed
animal!

Have the student
repeat the sentences
and circle the stuffed
animal.







I want a
stuffed animal!

I don't
want it!

Introduce "want" /
"don't want" with TPR.

Want = 

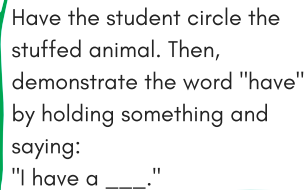
Don't want = 



You can
have it!



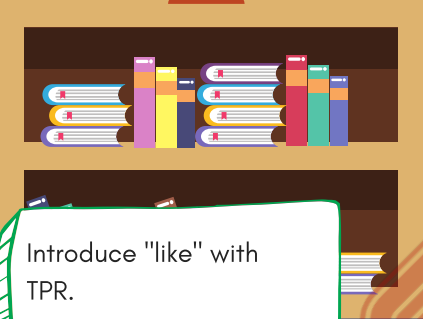
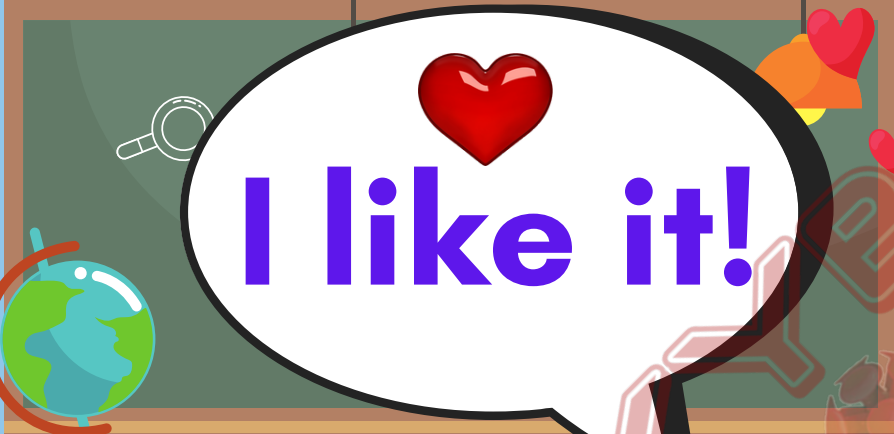
Yay!
I have a
stuffed animal!




Have the student circle the stuffed animal. Then, demonstrate the word "have" by holding something and saying: "I have a ____."



I love it!



Introduce "like" with TPR.
Like = 

A yo-yo!
It's a yo-yo!



Have the student repeat the sentences and circle the yo-yo.







I want a yo-yo!

I want a yo-yo, too!



Introduce "want" /
"don't want" with TPR.

Want = 

Don't want = 



One for you,
and one for you!

Thank you!

Thank you!



Have the student circle the action figure. Then, demonstrate the word "have" by holding something and saying: "I have a ____."

I have a yo-yo!


I have a yo-yo, too!



I like it!

I like it, too!



Introduce "like" with TPR.
Like = 



What do you want?



Have the student circle the toys that they want and say:

"I want a(n) ____."

I want a(n) ____!




A stage with red curtains, a yellow spotlight, and a white video placeholder box. The background is a vibrant red with yellow and orange accents. A yellow spotlight shines from the top left onto a white rectangular area in the center. The text "Drag Student Video Here" is centered within this white area. A large, stylized watermark "STUCKYBAR" is visible across the scene. Several colorful, textured spheres are scattered around the stage.

Drag Student Video Here

Have the student show
a toy they have and
say:
"I have a(n) ____."

Review:



yo-yo



action figure



stuffed animal

What do you want? I want a (yo-yo).

What do you have? I have a (yo-yo).



Great job!



Today you learned:



yo-yo



action figure



stuffed animal

What do you want? I want a (yo-yo).

What do you have? I have a (yo-yo).





Homework!

- Draw a yo-yo, an action figure, and a stuffed animal.

Make a video, and say what you want and what you have.

Send the video to your teacher.

yo-yo



action figure



stuffed animal

What do you want? I want a (yo-yo).

What do you have? I have a (yo-yo).

