

A vibrant, cartoon-style illustration of a child's room. The room features a wooden desk with a pink top and orange legs, a blue chair with a white seat, and a window with a view of greenery. Various toys are scattered on the floor, including a blue monkey, a red teddy bear, and a red box. A string of yellow and blue pennants hangs from the ceiling. The background is a light blue wall with a window. The text 'Welcome!' is prominently displayed in the center, and 'LV1 U3 L9' is written below it. A large, semi-transparent watermark 'KIDZBAY.net' is overlaid diagonally across the scene.

Welcome!

LV1 U3 L9



Hello!



**Hello,
Teacher!**



**I'm
wonderful!**




**How are
you?**

Body Parts



In this lesson:



Monster
Numbers!



What number is it? Number (seven).
How many eyes? She has seven eyes!



Story Time!



Monster Numbers!





Hi, number
zero!

Hi, Friend!

After reading,
have the student
circle the zero.






After reading,
have the student
circle the zero.

For more advanced
students ask: "How
many noses do you
have?"





Hi, number
one!

Hi, Friend!

After reading,
have the student
circle the zero.






After reading, have the student circle the mouth on number one.

For more advanced students ask: "How many mouths do you have?"





Hi, number
two!

Hi, Friend!

After reading,
have the student
circle the two.





After reading, have the student circle the ears on the number two.

For more advanced students ask: "How many ears do you have?"





Hi, number
three!

Hi, Friend!

After reading,
have the student
circle the three.





How many eyes do you have?

I have three eyes!

After reading, have the student circle the eyes on number three.

For more advanced students ask: "How many eyes do you have?"





Hi, number
four!

Hi, Friend!

After reading,
have the student
circle the four.





After reading, have the student circle the hands on number four.

For more advanced students ask: "How many hands do you have?"





Hi, number
five!

Hi, Friend!

After reading,
have the student
circle the five.





After reading, have the student circle the feet on number five.

For more advanced students ask: "How many feet do you have?"





Hi, number
six!

Hi, Friend!

After reading,
have the student
circle the six.





After reading, have the student circle the ears on number six.

For more advanced students ask: "How many ears do you have?"





Hi, number
seven!

Hi, Friend!

After reading,
have the student
circle the seven.





After reading, have the student circle the feet on number seven.

For more advanced students ask: "How many feet do you have?"





Hi, number
eight!

Hi, Friend!

After reading,
have the student
circle the eight.





After reading, have the student circle the hands on number eight.

For more advanced students ask: "How many hands do you have?"





Hi, number
nine!

Hi, Friend!

After reading,
have the student
circle the nine.





After reading, have the student circle the eyes on number nine.



For more advanced students ask: "How many eyes do you have?"






**The
End**

Have the student draw one mouth on the number one.



Have the student draw two ears on the number two.



Have the student
draw three eyes on
the number three.



Have the student
draw four hands on
the number four.



Have the student
draw five feet on
the number five.



Have the student
draw six ears on the
number six.



Have the student
draw seven feet on
the number seven.




Have the student
draw eight hands
on the number
eight.



Have the student draw nine eyes on the number nine.



Review:



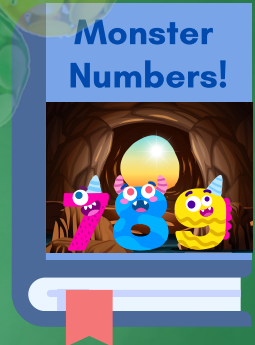

What number is it? Number (seven).
How many eyes? She has seven eyes!



Great job!



Today you learned:



What number is it? Number (seven).
How many eyes? She has seven eyes!





Homework!



- Read the story with a parent or friend. Send an audio recording or video of you reading the story to your teacher.

Monster Numbers!

