

A vibrant, cartoon-style illustration of a child's room. The room features a wooden desk with a blue chair, a pink table with a green chair, and a bookshelf. There are various toys, including a teddy bear, a blue monkey, and a red box. A window on the right shows a bright outdoor scene. A string of yellow and blue pennants hangs from the ceiling. The text 'Welcome!' is prominently displayed in the center, and 'LV1 U3 L8' is written below it. A large, semi-transparent watermark 'IBAL.net' is overlaid diagonally across the image.

# Welcome!

LV1 U3 L8



**Hello!**



**Hello,  
Teacher!**



**I'm  
wonderful!**




**How are  
you?**

# Body Parts



# In this lesson:



seven



eight



nine

What is it? It's an (orange triangle).  
What number is it? Number (seven).





**Hello,  
students!**

**Hi,  
Teacher!**

**Hello,  
Teacher!**

It's an **orange** triangle.

It's a **brown** diamond.

They're **brown** triangles.

They're **orange** diamonds.

Circle a box and say the sentence. Have the student draw the corresponding shape(s) in the box.





What is it?

A triangle!

It's a triangle!



triangle

Ask the student the question. Give them time to answer on their own first, then assist as needed.




What color  
is the triangle?

It's orange.

It's an orange  
triangle!

Ask the student the question. Give them time to answer on their own first, then assist as needed.





What are they?

Triangles!

They're triangles!



triangles

Ask the student the question. Give them time to answer on their own first, then assist as needed.



What color are the triangles?

They're brown!

They're brown triangles.

triangles

Ask the student the question. Give them time to answer on their own first, then assist as needed.



What is it?

A diamond!

It's a diamond!

diamond

Ask the student the question. Give them time to answer on their own first, then assist as needed.



What color is the diamond?

It's brown!

It's a brown diamond!

diamond

Ask the student the question. Give them time to answer on their own first, then assist as needed.



What are they?

Diamonds!

They're diamonds!

diamonds

Ask the student the question. Give them time to answer on their own first, then assist as needed.



What color are the diamonds?

They're orange!

They're orange diamonds!

diamonds

Ask the student the question. Give them time to answer on their own first, then assist as needed.



Introduce "numbers."

Note: Remember the student knows this concept in their native tongue already.



Review the numbers learned in the last unit. Have the student say the numbers and circle them.



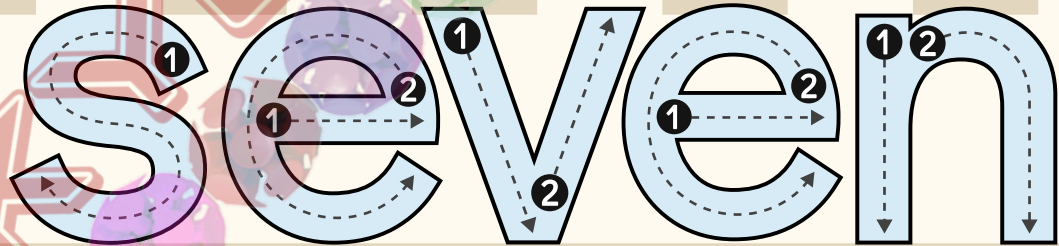
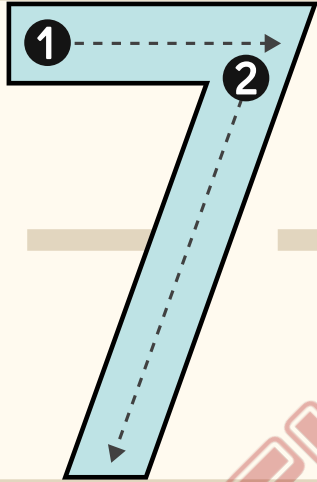
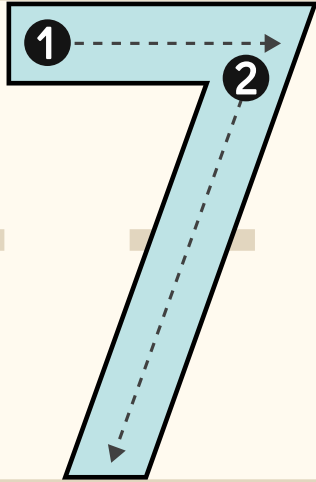


Introduce "seven."  
Have the student  
circle the monster  
number.



**seven**





Demonstrate, then have the student trace and say the number.

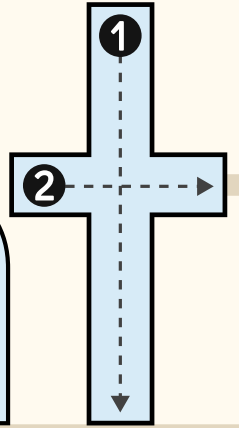
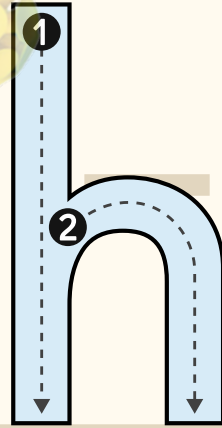
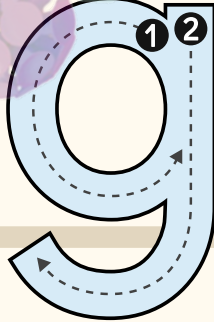
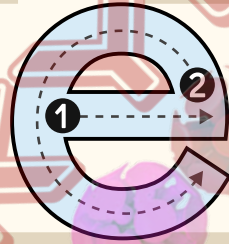



Introduce "eight."  
Have the student  
circle the monster  
number.



eight





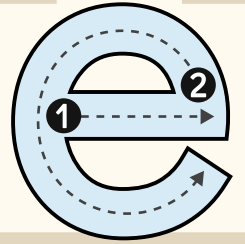
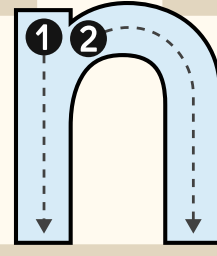
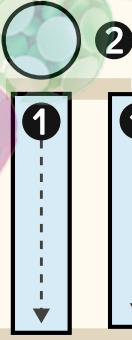
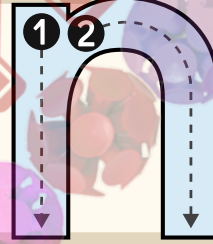

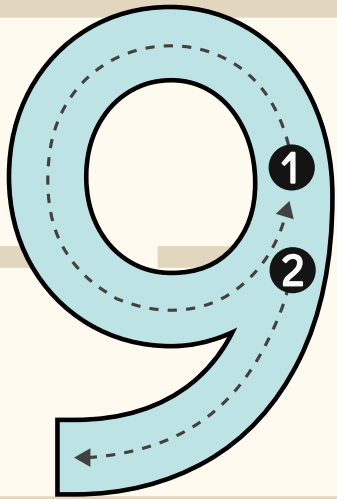
Demonstrate, then have the student trace and say the number.




Introduce "nine."  
Have the student  
circle the monster  
number.

nine






Demonstrate, then have the student trace and say the number.






Tell the student:  
"Circle number \_\_\_\_."  
Do this for all of the  
numbers they have  
learned so far.






Have the student draw the corresponding number of eyes on each number.





# Review:



seven



eight



nine



What is it? It's an (orange triangle).  
What number is it? Number (seven).



Great job!



# Today you learned:



seven



eight



nine

What is it? It's an (orange triangle).  
What number is it? Number (seven).





# Homework!



- Write numbers 0, 1, 2, 3, 4, 5, 6, 7, 8, 9.
- Take a video saying: "Number \_\_\_\_."
- Send the video to your teacher.



zero



one



two



three



four



five



six



seven



eight



nine

