

A vibrant, cartoon-style illustration of a child's room. The room features a wooden desk with a pink top and orange legs, a blue chair with a white seat, and a bookshelf. On the desk, there is a green pencil holder with pens and a small blue box. The bookshelf has books and a pink ball. On the floor, there are several toys: a blue monkey on a green stool, a brown teddy bear, and a red box. A window on the right shows a bright yellow sun and green foliage. A string of yellow and blue pennants hangs from the ceiling. The background is a light blue wall with a white ceiling. The text 'Welcome!' is written in large, bold, black letters with a light blue shadow. Below it, the text 'LV1 U3 L6' is written in a smaller, black font. A large, semi-transparent watermark 'IBAL.net' is visible across the center of the image.

Welcome!

LV1 U3 L6



Hello!



**Hello,
Teacher!**



**I'm
wonderful!**



**How are
you?**

Body Parts



In this lesson:

Li



orange

brown

What color is it? It's (orange).

What color is the crayon? The crayon is (orange).





**Hello,
students!**

**Hi,
Teacher!**

**Hello,
Teacher!**



What letter
is it?

Small "i!"

Big "I!"

Have the student
practice saying the
names of each
letter.

A teacher with brown hair, wearing a light blue shirt and a brown skirt, stands in a classroom. She is holding a stack of books and a pointer stick. A speech bubble above her contains the question. The classroom background includes a green chalkboard with a clock and a globe, and wooden bookshelves filled with books. Two children, a boy and a girl, are standing in front of the teacher. The boy is holding a large yellow letter 'I' and has a speech bubble above him. The girl is holding a blue ball and has a speech bubble above her. The scene is brightly lit with orange pendant lights.

What does
letter "I" say?

/i/ /i/ /i/!

/i/!

Have the student
practice the
phonetic sound /i/.



/i/ /i/ _____ ?

/i/ /i/ _____ ?

Have the student recall the short "i" words learned in the previous lesson.





-Colors-
orange
brown

Orange.
It's orange.



Have the student
circle the color
orange.



orange

orange

Demonstrate, then have the student trace and say the word "orange."





Orange.
It's orange.



Have the student
circle the color
orange and say the
target sentence.





What color is the crayon?

It's orange.

It's an orange crayon!

Have the student circle the color orange and say the target sentence.



What color are the crayons?

They're orange!

They're orange crayons!

Have the student circle the color orange and say the target sentence.



Brown.
It's brown.




Have the student
circle the color
brown.



brown

brown

Demonstrate, then have the student trace and say the word "brown."





Brown.
It's brown.



Have the student
circle the color
brown and say the
target sentence.





What color is the crayon?

It's brown.

It's a brown crayon!

Have the student circle the color brown and say the target sentence.



What color are the crayons?

They're brown!

They're brown crayons!

Have the student circle the color brown and say the target sentence.





Have the student draw a line from the circles to their corresponding colored circle.





What color is it?

What color are they?

It's ____.

They're ____.

Focus should be on the color of items, not what the items are.




Review:

Li



orange



brown

What color is it? It's (orange).

What color is the crayon? The crayon is (orange).



Great job!



Today you learned:

Li



orange

brown

What color is it? It's (orange).

What color is the crayon? The crayon is (orange).






Homework!



- Draw orange and brown items. Take a video pointing to the items saying: "It's orange/brown." or "They're orange/brown." Send the video to your teacher.



orange



brown

What color is it? It's (orange).

What color is the crayon? The crayon is (orange).

