

A vibrant, cartoon-style illustration of a child's room. The room features a wooden desk with a pink top and orange legs, a blue chair with a white seat, a wooden bookshelf with books, a window with a view of greenery, and various toys including a teddy bear, a blue monkey, and a red box. A string of yellow and blue pennants hangs from the ceiling. The background is a light blue wall with a white window frame. The floor is brown wood. The overall scene is bright and cheerful.

Welcome!

LV1 U3 L3



Hello!



**Hello,
Teacher!**



**I'm
wonderful!**



**How are
you?**

Body Parts



In this lesson:



ears



eyes



hands



nose



feet



mouth



What is it? It's a (nose).

What are they? They're (eyes)

What are they? They're (ears).





**Hello,
students!**


**Hi,
Teacher!**

**Hello,
Teacher!**

What are they?

Eyes!

They're eyes!

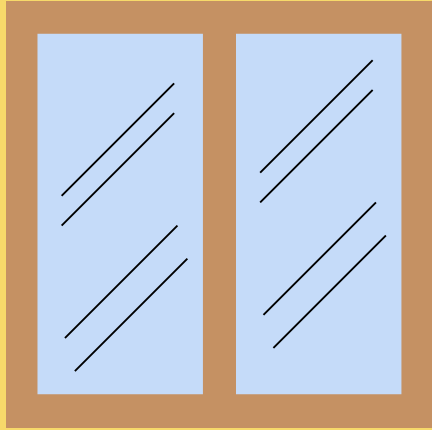


Ask the question and give the student time to respond. Have them circle the eyes.



**They're
eyes!**

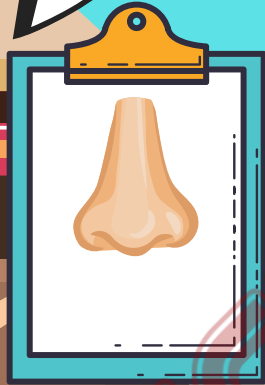
Have the student say
the target sentence
and draw eyes on the
monster.



What is it?

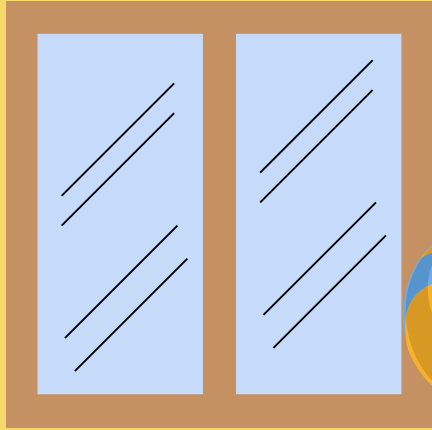
A nose!

It's a nose!



Ask the question and give the student time to respond. Have them circle the noses.





**It's a
nose!**

Have the student say
the target sentence
and draw a nose on
the monster.



What is it?

A mouth!

It's a
mouth!



Ask the question and give the student time to respond. Have them circle the mouths.





It's a
mouth!

Have the student say
the target sentence
and draw a mouth on
the monster.



What are they?

Ears!

They're ears!



Ask the question and give the student time to respond. Have them circle the ears.





**They're
ears!**

Have the student say
the target sentence
and draw ears on the
monster.



What are they?

Hands!

They're hands!



Ask the question and give the student time to respond. Have them circle the hands.





They're
hands!

Have the student say
the target sentence
and draw hands on
the monster.



What are they?

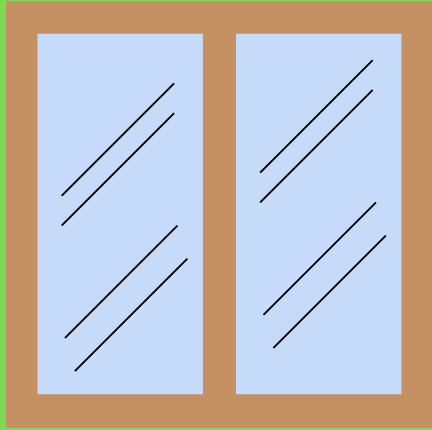
Feet!

They're feet!



Ask the question and give the student time to respond. Have them circle the feet.





**They're
feet!**

Have the student say the target sentence and draw feet on the monster.



Circle the body parts!



Have the student circle the different body parts.



Circle the body parts!




Have the student circle the different body parts.



Direct the student to circle the different body parts.

Option: Circle the body parts and ask the student: "What is it?" / "What are they?"




Game! "Teacher Says"



Tell the student:
"Teacher says,
touch your eyes."
etc.

Option: If the student is
advanced have them
play the teacher and
have them tell you where
to point / touch.

Draw a funny monster with your student.



Review:



ears



eyes



hands



nose



feet



mouth



What is it? It's a (nose).

What are they? They're (eyes)

What are they? They're (ears).



Great job!



Today you learned:



ears



eyes



hands



nose



feet



mouth



What is it? It's a (nose).

What are they? They're (eyes)

What are they? They're (ears).





Homework!



- Take a video.



Point to your eyes. Say: "They're eyes."

Point to your nose. Say: "It's a nose."

Point to your mouth. Say: "It's a mouth."



Point to your ears. Say: "They're ears."

Show your hands. Say: "They're hands."

Point to your feet. Say: "They're feet."

Send the video to your teacher.

