

A vibrant, cartoon-style illustration of a child's room. The room features a wooden desk with a pink top and orange legs, a blue chair with a white seat, and a bookshelf. A window on the right shows a bright outdoor scene. The floor is brown, and there are various toys like a teddy bear, a blue monkey, and a red box. A string of yellow and blue pennants hangs from the ceiling. The text 'Welcome!' is prominently displayed in the center, with 'LV1 U3 L10' below it. A large, semi-transparent watermark 'KIDZBAY.net' is overlaid diagonally across the image.

Welcome!

LV1 U3 L10



Hello!



**Hello,
Teacher!**



**I'm
wonderful!**



**How are
you?**

Body Parts



In this lesson:



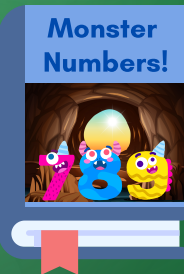
li



What is it? It's a (nose).

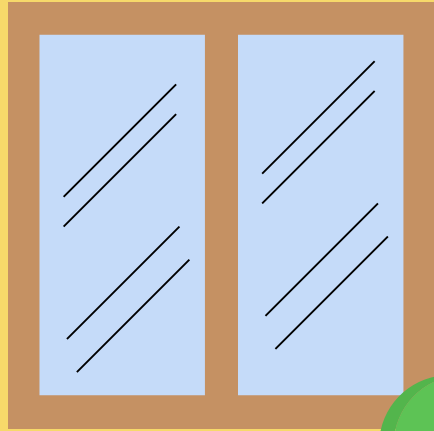
What are they? They're (eyes).

How many eyes do you have? I have two eyes.



**They're
eyes!**

Read the sentence. Have the student draw the corresponding body part on the monster.





**It's a
nose!**

Read the sentence. Have the student draw the corresponding body part on the monster.



It's a
mouth!

Read the sentence. Have the student draw the corresponding body part on the monster.



**They're
ears!**

Read the sentence. Have the student draw the corresponding body part on the monster.





They're
hands!

Read the sentence. Have the student draw the corresponding body part on the monster.





**They're
feet!**

Read the sentence. Have the student draw the corresponding body part on the monster.



A teacher with brown hair, wearing a light blue shirt and a brown skirt, stands in a classroom. She is holding a stack of books and a pointer stick. A large speech bubble next to her contains the text "What letter is it?". In the background, there is a green chalkboard with a clock and a globe. Two children, a boy and a girl, are standing in front of bookshelves. The boy is holding a large yellow letter 'I' and has a speech bubble that says "Big '___'!". The girl is holding a blue ball and has a speech bubble that says "Small '___'!".

What letter
is it?

Small "___"!

Big "___"!

Circle a letter and ask the student the question. Give them time to answer on their own.



What does
letter "I" say?

/ / / / / / !

/ / !

Ask the student the question. Give them time to answer on their own.



/i/ /i/ _____ ?

/i/ /i/ _____ ?

See if the student can recall the names of the items on the blackboard.





Have the student draw a line from the circles to their corresponding colored circle.






What is it?

A ___!

It's a
___!

Ask the student the question. Give them time to answer on their own first, then assist as needed.



What are they?

They're ___!

Ask the student the question. Give them time to answer on their own first, then assist as needed.



What is it?

A _____!

It's a
_____!

diamond

Ask the student the question. Give them time to answer on their own first, then assist as needed.

What are they?

diamonds

They're

_____!

_____!

Ask the student the question. Give them time to answer on their own first, then assist as needed.



Story Time!



Monster Numbers!



I have
one mouth!

Have the student
draw one mouth on
the number one.



I have
two ears!

Have the student
draw two ears on
the number two.



**I have
three eyes!**

Have the student
draw three eyes on
the number three.



I have
four hands!

Have the student
draw four hands on
the number four.



I have
five feet!



Have the student
draw five feet on
the number five.



I have
six ears!

Have the student
draw six ears on the
number six.



**I have
seven feet!**

Have the student
draw seven feet on
the number seven.



I have
eight hands!

Have the student
draw eight hands
on the number
eight.



I have
nine eyes!

Have the student
draw nine eyes
on the
number nine.





**The
End**

Review:



li



What is it? It's a (nose).

What are they? They're (eyes).

How many eyes do you have? I have two eyes.

Puppet Show!



Monster Numbers!



Great job!



Today you learned:



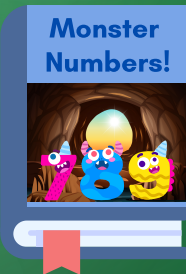
li



What is it? It's a (nose).

What are they? They're (eyes).

How many eyes do you have? I have two eyes.





Homework!



- Look at the "Today you learned" picture. Practice making sentences with what you see in that picture. Send the recording or video to your teacher.

