



# Welcome!

LV1 U3 L1



**Hello!**



**Hello,  
Teacher!**



**I'm  
wonderful!**




**How are  
you?**

# Body Parts



# In this lesson:



eyes



nose



mouth

What is it? It's a (nose).

What are they? They're (eyes).





**Hello,  
students!**

**Hi,  
Teacher!**

**Hello,  
Teacher!**

Eyes.  
They're eyes!



Have the student  
say the target  
word and circle  
the eyes.




ALX

What are they?

Eyes!

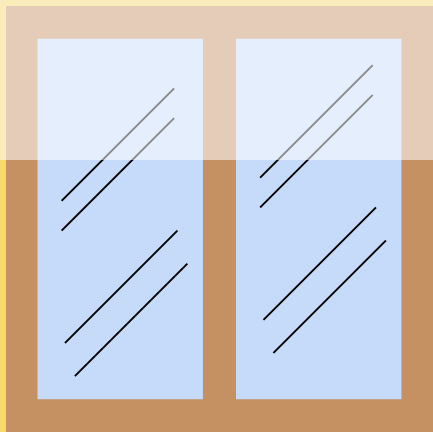
They're eyes!




Have the student say the target sentence and circle the eyes.



# They're eyes!



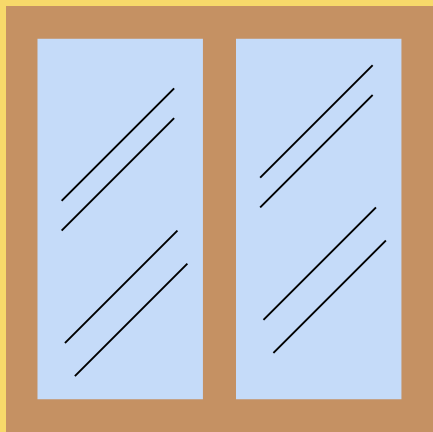
Have the student  
say the target  
sentence and  
circle the eyes.






**They're  
eyes!**

Have the student say  
the target sentence  
and draw eyes on the  
monster.



**Nose.**  
**It's a nose!**



**nose**

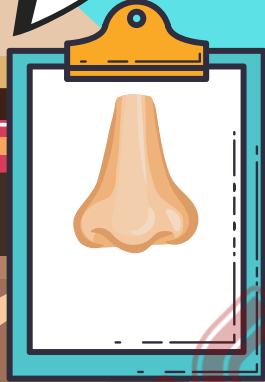
Have the student  
say the target  
word and circle  
the nose.



What is it?

A nose!

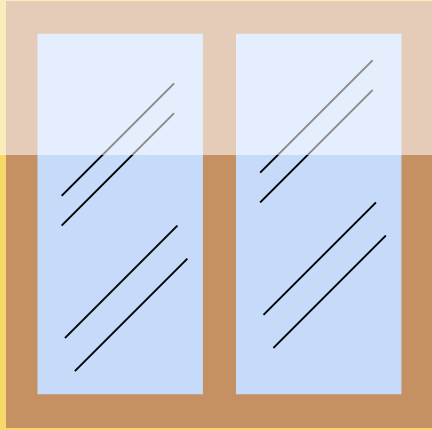
It's a nose!



Have the student say the target word and circle the noses.



# It's a nose!



Have the student  
say the target  
sentence and  
circle the eyes.





**It's a  
nose!**

Have the student say  
the target sentence  
and draw a nose on  
the monster.



**Mouth.  
It's a mouth!**



**mouth**


Have the student  
say the target  
word and circle  
the mouth.



What is it?

A mouth!

It's a  
mouth!




Have the student  
say the target  
word and circle  
the mouths.



# It's a mouth!



Have the student  
say the target  
sentence and  
circle the mouth.





**It's a  
mouth!**


Have the student say  
the target sentence  
and draw a mouth on  
the monster.



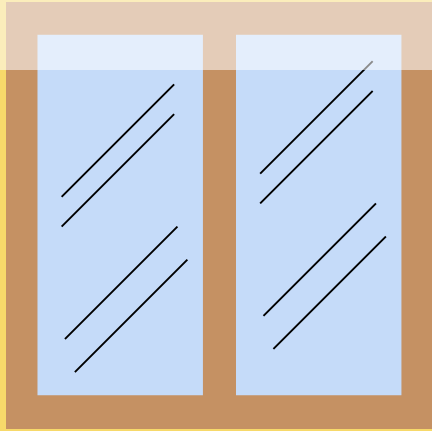
# Circle the body parts!



Have the student  
circle the different  
body parts.

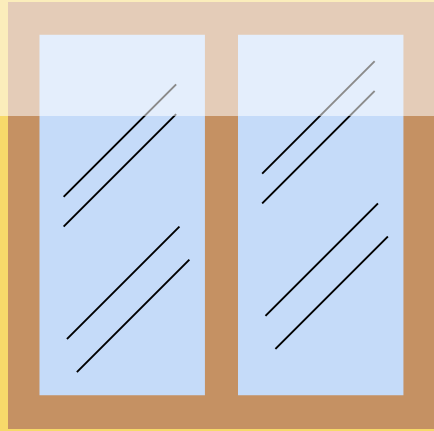


# What are they?



Ask the student the question and give them time to respond.

**They're eyes!**

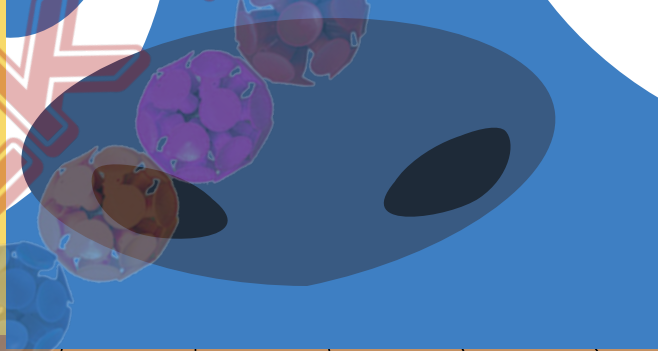
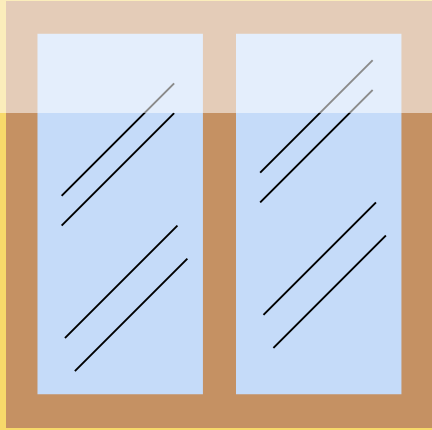


# What is it?

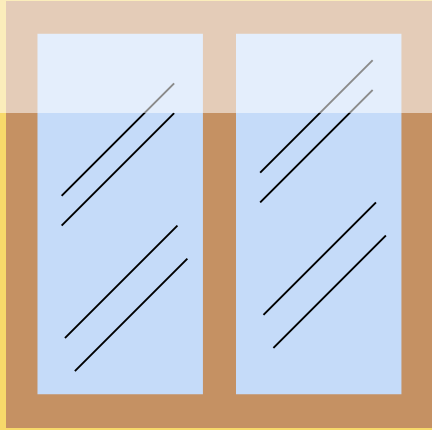


Ask the student  
the question and  
give them time to  
respond.

**It's a nose!**

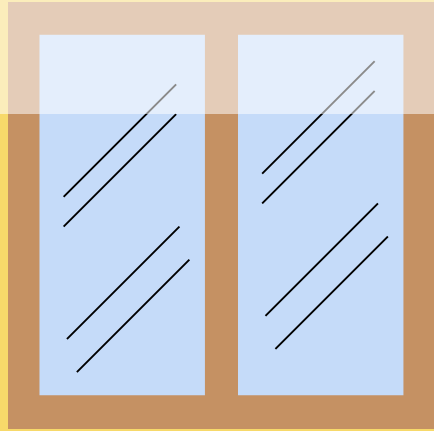


# What is it?



Ask the student  
the question and  
give them time to  
respond.

It's a mouth.







Have the student draw eyes, a nose, and a mouth for the boy and girl.






Have the student draw eyes, a nose, and a mouth on the teddy bear.



# Review:



eyes



nose



mouth

What is it? It's a (nose).


What are they? They're (eyes).



Great job!



# Today you learned:



eyes



nose



mouth

What is it? It's a (nose).

What are they? They're (eyes).





# Homework!



- Take a video.

Point to your eyes. Say: "They're eyes."

Point to your nose. Say: "It's a nose."

Point to your mouth. Say: "It's a mouth."

Send the video to your teacher.



eyes



nose



mouth

What is it? It's a (nose).

What are they? They're (eyes).

