



# Welcome!

LV1 U2 L7

**Hello!**

**I'm  
fine!**

**Hello,  
Teacher!**


**How are  
you?**



# My Family



# In this lesson:



heart



star

What color is it? It's (blue).

What shape is it? It's a (heart).

What is it? It's a (blue heart).




**Hello,  
students!**


**Hi,  
Teacher!**

**Hello,  
Teacher!**





g r e e n



b l u e

Have the student write the words "blue" and "green" in their corresponding colors.



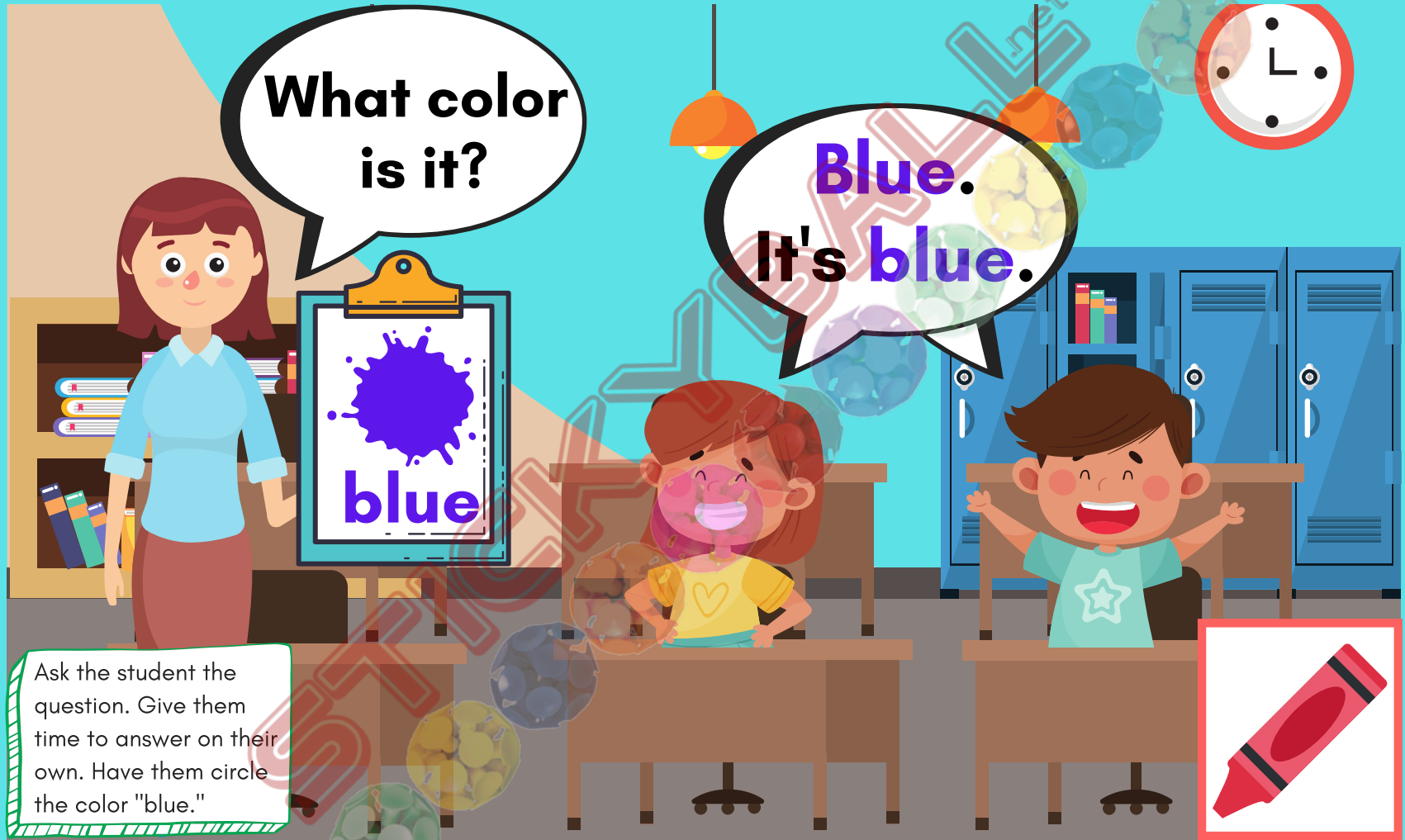


What color  
is it?

Blue.  
It's blue.

blue

Ask the student the question. Give them time to answer on their own. Have them circle the color "blue."





What color is the crayon?

It's blue.

It's a blue crayon!

Ask the student the question. Give them time to answer on their own. Have them circle the color "blue."







What color are the crayons?

They're blue!

They're blue crayons!

Ask the student the question. Give them time to answer on their own. Have them circle the color "blue."



What color  
is it?

Green.  
It's green.

green

Ask the student the question. Give them time to answer on their own. Have them circle the color "green."





What color is the crayon?

It's green.

It's a green crayon!

Ask the student the question. Give them time to answer on their own. Have them circle the color "green."





What color are  
the crayons?

They're  
green!

They're green  
crayons!

Ask the student the question. Give them time to answer on their own. Have them circle the color "green."





# Shapes

This is an introduction page. Introduce "shapes" to the student, have them review the shapes they've already learned, and then move on.




A heart.  
It's a heart!



heart

Introduce "heart"  
and have the  
student circle the  
heart.







What is it?

A heart!

It's a heart!



heart

Ask the student the question. Give them time to answer on their own first, then assist as needed.



What color  
is the heart?

It's blue!


It's a  
blue heart!




heart

Ask the student the question. Give them time to answer on their own first, then assist as needed.





Have the student draw a blue heart. Then have them practice: "It's a heart." "It's a blue heart."




**Hearts  
They're hearts!**



**hearts**

Introduce "hearts"  
and have the  
student circle the  
hearts.




What are they?

Hearts!

They're hearts!



Introduce "hearts"  
and have the  
student circle the  
hearts.



What color  
are the hearts?


They're  
green!

They're  
green hearts!



hearts


Introduce "hearts"  
and have the  
student circle the  
hearts.





STICKY BALLS

Have the student draw green hearts. Then have them practice: "They're hearts." "They're green hearts."



A star.  
It's a star!



star

Introduce "star" and  
have the student  
circle the star.



What is it?

A star!

It's a star!



star

Ask the student the question. Give them time to answer on their own first, then assist as needed.



What color  
is the star?

It's green!

It's a  
green star!




star

Ask the student the question. Give them time to answer on their own first, then assist as needed.



# STICKY BALLS


Have the student draw a green star. Then have them practice: "It's a star." "It's a green star."



**Stars.  
They're stars!**



Introduce "stars"  
and have the  
student circle the  
stars.





What are they?

Stars!

They're stars!



stars

Ask the student the question. Give them time to answer on their own first, then assist as needed.



What color  
are the stars?


They're  
blue!

They're  
blue stars!



Ask the student the question. Give them time to answer on their own first, then assist as needed.





Have the student draw blue stars. Then have them practice: "They're stars." "They're blue stars."



It's a **blue** heart.

It's a **green** star.


They're **green** hearts.

They're **blue** stars.

Circle a box and say the sentence. Have the student draw the corresponding shape(s) in the box.



# Review:



heart



star

What color is it? It's (blue).

What shape is it? It's a (heart).

What is it? It's a (blue heart).




**Great job!**





# Today you learned:



heart



star

What color is it? It's (blue).

What shape is it? It's a (heart).

What is it? It's a (blue heart).





# Homework!



- Draw red, yellow, blue, and green shapes. Take a video and point to them. Practice the sentences: "It's (blue)." "It's a (heart)." "It's a (blue heart)." "They're (hearts)." "They're (blue hearts)." Send the video to your teacher.



red yellow blue green



circle



square



heart



star

What color is it? It's (blue).

What shape is it? It's a (star).

What are they? They're stars.

What is it? It's a (blue star).

