

A vibrant, cartoon-style illustration of a child's room. The room features a wooden desk with a pink top and orange legs, a blue chair with a white backrest, a wooden bookshelf with books and a pink ball, a window with a yellow frame, and a green rug. Various toys are scattered on the floor, including a blue monkey, a red teddy bear, and a red box. A string of yellow and blue pennants hangs from the ceiling. The background is a light blue wall with a window showing a green landscape. The text 'Welcome!' is prominently displayed in the center, and 'LV1 U2 L6' is written below it. A large, semi-transparent watermark 'KIDZBAY.net' is overlaid diagonally across the scene.

# Welcome!

LV1 U2 L6

**Hello!**

**I'm  
fine!**

**Hello,  
Teacher!**

**How are  
you?**



# My Family



In this lesson:

Ee



blue

green

What color is it? It's (blue).

What color is the crayon? The crayon is (blue).





**Hello,  
students!**

**Hi,  
Teacher!**

**Hello,  
Teacher!**



What letter  
is it?

Small "e!"

Big "E!"

Have the student  
practice the  
phonetic sound /e/.




What does  
letter "Ee" say?

/e/

/e/ /e/ /e/

Have the student  
practice the  
phonetic sound /e/.



/e/ /e/ \_ ?

/e/ /e/ \_ ?



Have the student recall the short "e" words learned in the previous lesson.






**-Colors-**

**blue**

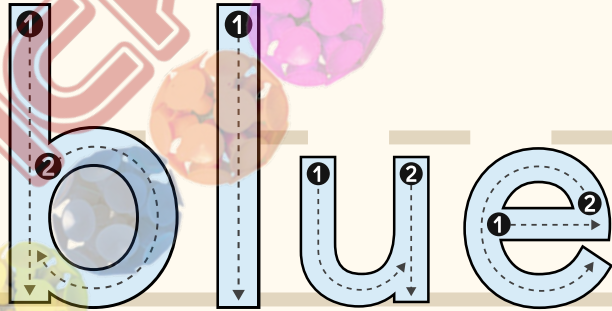
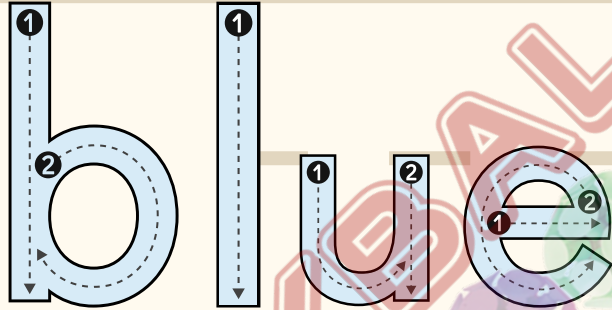
**green**

Blue.  
It's blue.



Have the student  
circle the color  
blue.





Demonstrate, then have the student trace and say the word "blue."





Blue.  
It's blue.

blue

Have the student  
circle the color  
blue and say the  
target sentence.





What color is the crayon?

It's blue.

It's a blue crayon!

Have the student circle the color blue and say the target sentence.





What color are the crayons?

They're blue!

They're blue crayons!

Have the student circle the color blue and say the target sentence.



Green.  
It's green.



Have the student circle the color green.



green

green

Demonstrate, then have the student trace and say the word "green."







Green.  
It's green.

green

Have the student  
circle the color  
green and say the  
target sentence.





What color is the crayon?

It's green.

It's a green crayon!

Have the student circle the color green and say the target sentence.





What color are  
the crayons?


They're  
green!

They're green  
crayons!

Have the student  
circle the color  
green and say the  
target sentence.






It's a blue \_\_\_\_\_.







Have the student color the items blue and say the target sentence.


It's a **green** \_\_\_\_\_.



Have the student color the items green and say the target sentence.



Have the student draw a line from the circles to their corresponding colored circle.



# Review:

# Ee



blue

green

What color is it? It's (blue).

What color is the crayon? The crayon is (blue).



Great job!





# Today you learned:

## Ee



blue

green

What color is it? It's (blue).

What color is the crayon? The crayon is (blue).

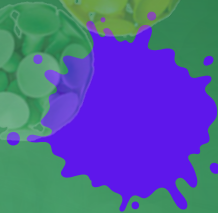




# Homework!



- Draw blue and green items. Take a video pointing to the items saying: "It's blue/green." or "They're blue/green." Send the video to your teacher.



blue



green

What color is it? It's (blue).

What color is the crayon? The crayon is (blue).



chair



crayon



egg



elephant



desk



shelf



hen



web

