

A vibrant, cartoon-style illustration of a child's room. The room features a wooden bookshelf with books and toys, a round pink table with a green pen holder, a blue chair, a blue monkey toy on a stool, a brown teddy bear, and a green beanbag chair. A window on the right shows a bright outdoor scene. A string of yellow and blue pennants hangs from the ceiling. The background is a light blue wall with a large window. The floor is brown wood. The overall scene is bright and cheerful.

# Welcome!

LV1 U2 L5

**Hello!**

**I'm  
fine!**

**Hello,  
Teacher!**

**How are  
you?**



# My Family



In this lesson:

E e

egg

elephant

Chant: /e//e/ egg

It's an (egg).

They're (eggs).



hen



web





**Hello,  
students!**

**Hi,  
Teacher!**

**Hello,  
Teacher!**



The student will learn the letter in the red box. (Optional: play the ABC song.)

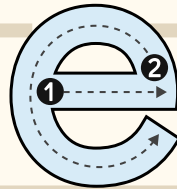
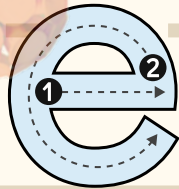
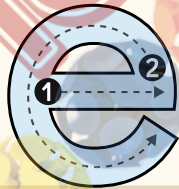
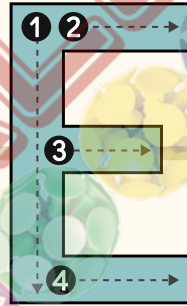
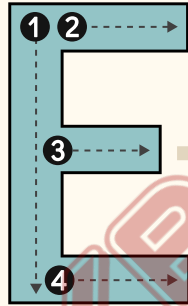
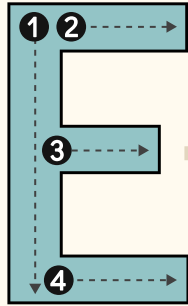


Big "E!"

Small "e!"

Have the student circle the big E and small e.

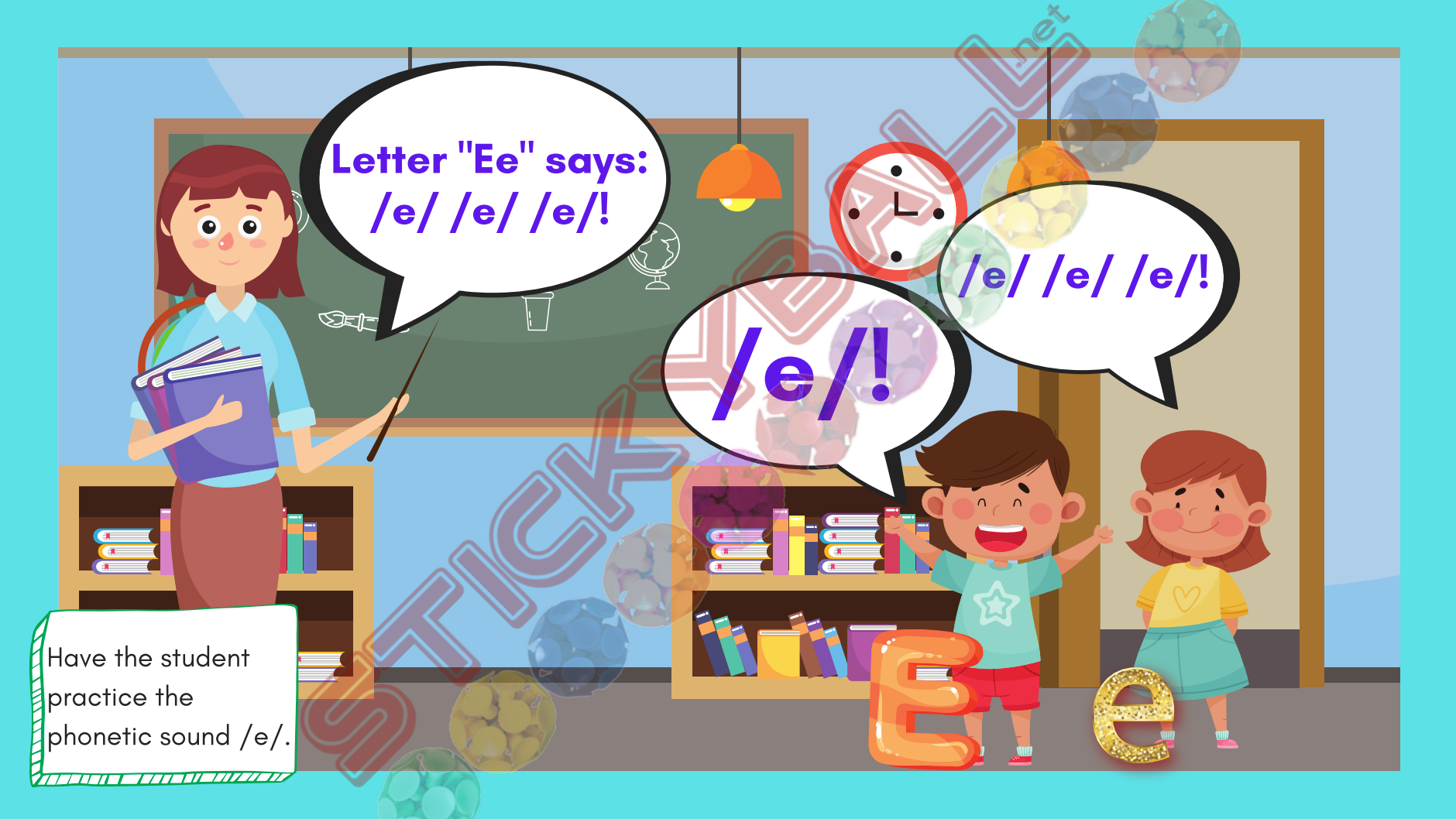




Demonstrate, then have the student trace and say the letters.







Letter "Ee" says:  
/e/ /e/ /e/!

/e/ /e/ /e/!

/e/!

Have the student  
practice the  
phonetic sound /e/.

/e/ /e/  
egg



Read, then have  
the student circle  
the eggs.

/e/ /e/  
egg



/e/ /e/  
egg

/e/ /e/  
egg

Read, then have  
the student circle  
the eggs.





It's an egg!

They're eggs!

Read, then have  
the student circle  
the eggs.

/e/ /e/  
egg



/e/ /e/  
elephant



Read, then have  
the student circle  
the elephant.

/e/ /e/  
elephant



/e/ /e/  
elephant

/e/ /e/  
elephant

Read, then have  
the student circle  
the elephants.





It's an elephant!

They're elephants!

Read, then have the student circle the elephants.

/e/ /e/  
elephant



/e/ /e/  
hen



Read, then have  
the student circle  
the hen.

/e/ /e/  
hen







/e/ /e/  
hen

/e/ /e/  
hen

Read, then have  
the student circle  
the hens.



They're  
hens!

It's a hen!

Read, then have  
the student circle  
the hens.

/e/ /e/  
hen



/e/ /e/  
web



/e/ /e/  
web



Read, then have  
the student circle  
the web.





/e/ /e/  
web

Read, then have  
the student circle  
the webs.

/e/ /e/  
web





They're webs!

It's a web!

Read, then have the student circle the webs.

/e/ /e/  
web





Circle the pictures of words learned, and ask the student: What is it? What are they?



/e/ /e/  
egg

/e/ /e/  
elephant



/e/ /e/  
web



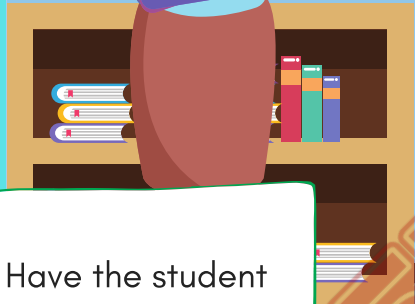
/e/ /e/  
hen



What letter  
is it?

Big "E!"

Have the student  
circle the big "E."



What does  
big "E" say?

/e/ /e/ /e/

Have the student  
circle the big "E" and  
chant /e/ /e/ /e/!

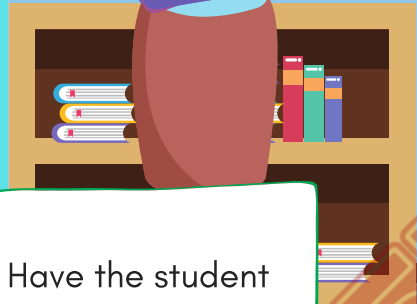




What letter  
is it?

Small "e."

Have the student  
circle the small "e."



What does  
small "e" say?

/e/ /e/ /e/

Have the student  
circle the small "e"  
and chant /e/ /e/ /e/!



# Review:

E e

egg

elephant

Chant: /e//e/ egg

It's an (egg).

They're (eggs).



hen



web



Great job!



# Today you learned:

# E e

egg

elephant

Chant: /e//e/ egg

It's an (egg).

They're (eggs).



hen



web





# Homework!



- Draw 2 pictures. For the first picture, draw one (1) egg, elephant, hen, and web. For the second picture, draw two (2) eggs, elephants, hens, and webs. Take a video and point to each item.

Say: /e/ /e/ \_\_\_\_! It's a(n) \_\_\_\_ They're \_\_\_\_.  
Send the video to your teacher.

# E e



egg



elephant



hen



web

Chant: /e/ /e/ egg  
It's an (egg).  
They're (eggs).

