

A vibrant, cartoon-style illustration of a child's room. The room features a wooden desk with a pink top and orange legs, a blue chair with a white seat, and a bookshelf. A window on the right shows a bright outdoor scene. The floor is brown, and there are various toys and items scattered around, including a teddy bear, a blue monkey, and a red box. A string of yellow and blue pennants hangs from the ceiling. The background is a light blue wall with a large window. The text 'Welcome!' is written in a large, bold, black font with a light blue shadow. Below it, the text 'LV1 U2 L3' is written in a smaller, black font. A large, semi-transparent watermark 'KIDZBRAINZ.net' is overlaid diagonally across the center of the image.

Welcome!

LV1 U2 L3

Hello!

**I'm
fine!**

**Hello,
Teacher!**

**How are
you?**



My Family



In this lesson:



father



brother



grandfather



baby



little




mother



sister



grandmother



big

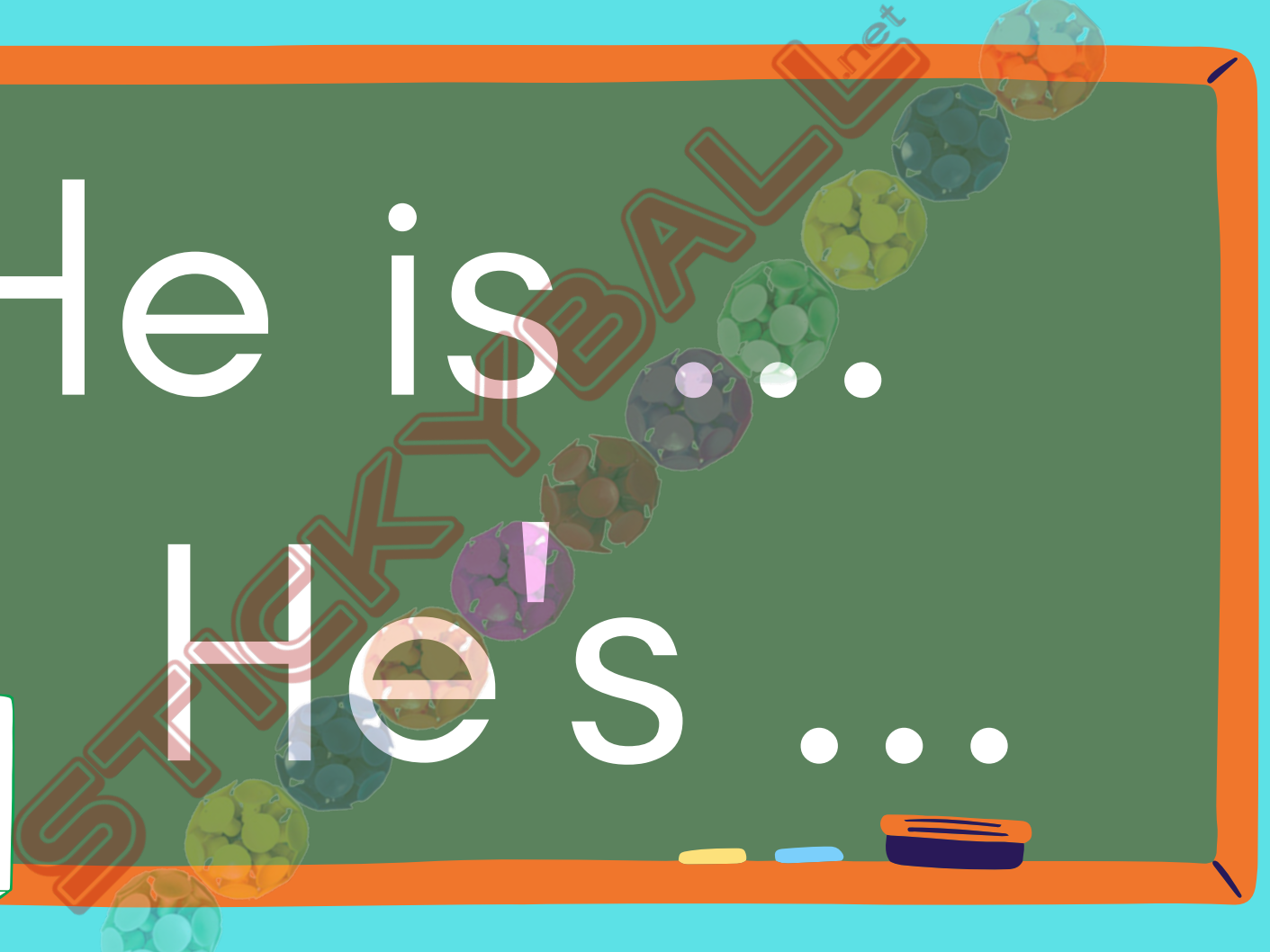
Who is she? She's my (mother).
Who are they? They are my family!

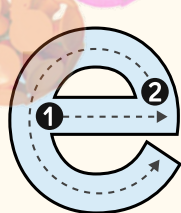
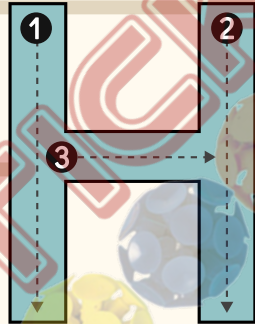
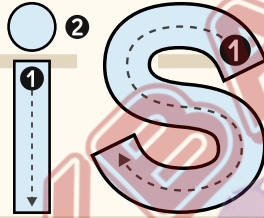
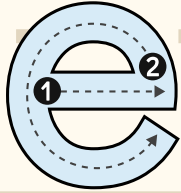
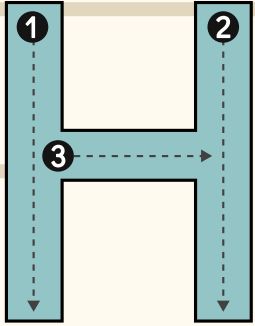


He is

He's

Have the student
practice saying:
"He's."





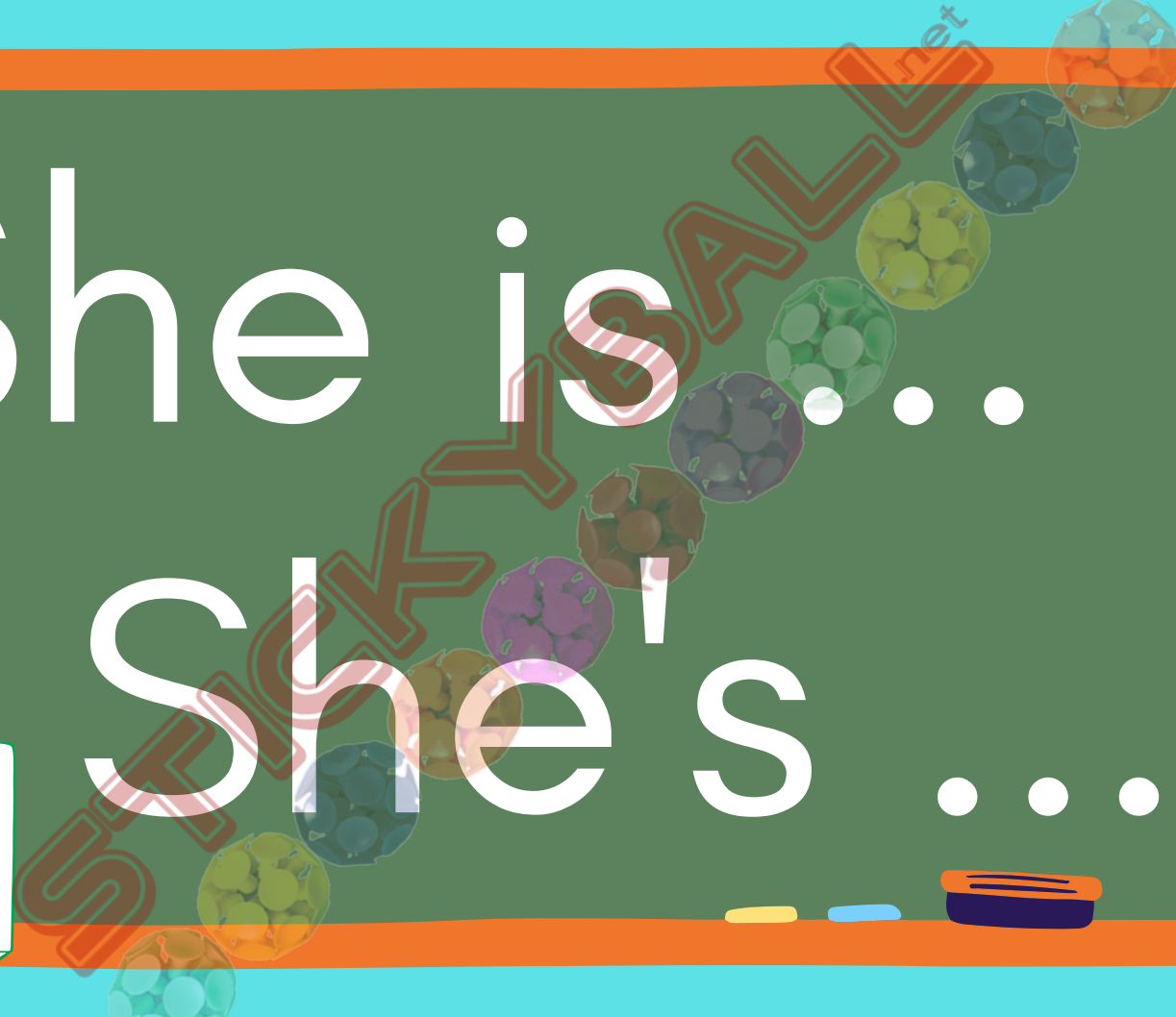
Have the student trace and say the words.



She is ...

She's ...

Have the student
practice saying:
"She's."




She is



Shes



Have the student trace and say the words.






Hi!



Hi, Teacher!


Read and have
the student
repeat.



Who are they?

They are my family!

Read and have the student repeat and circle the family.

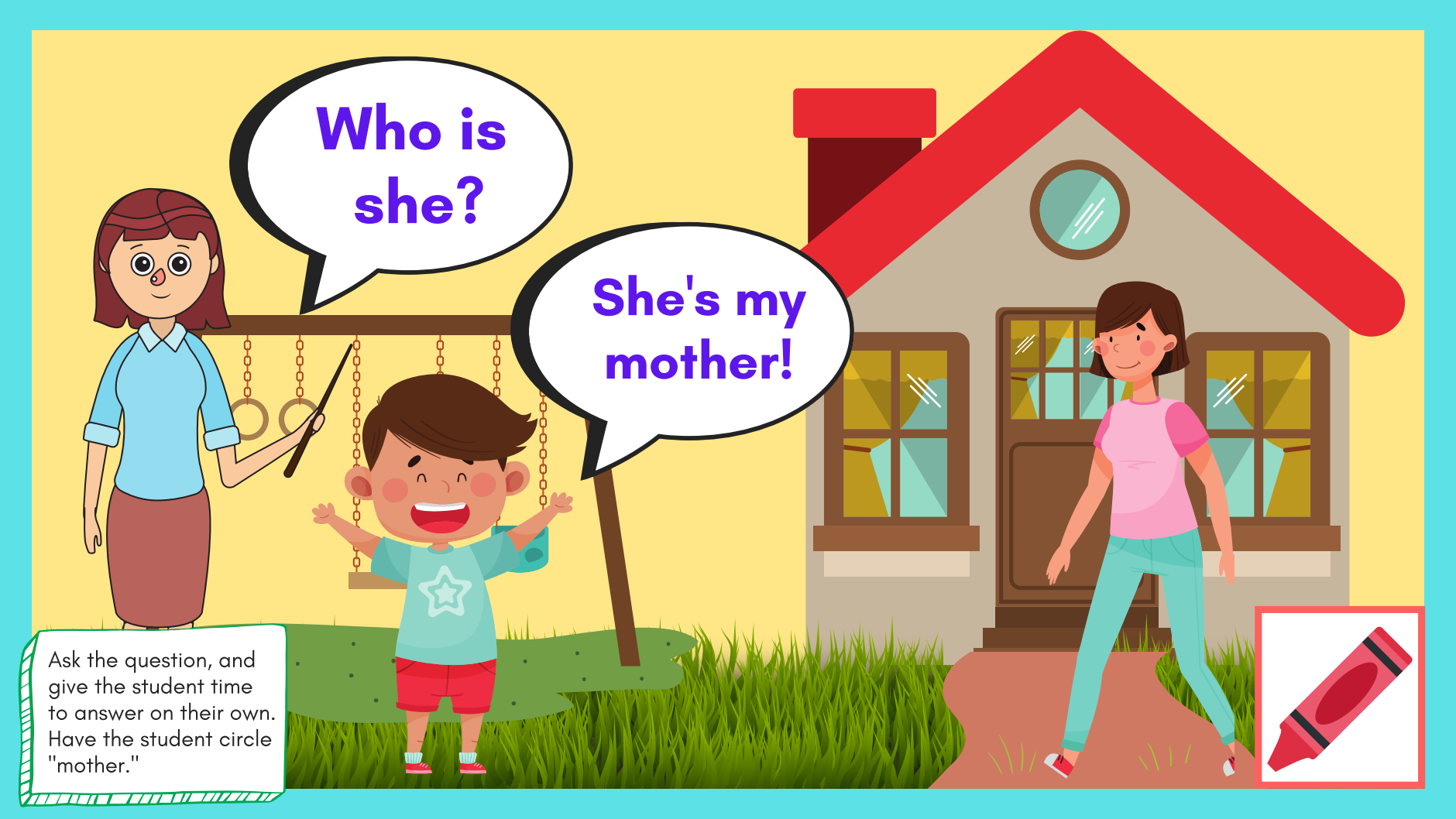
An illustration of a woman with brown hair, wearing a light blue shirt and a brown skirt, pointing with a stick towards a boy on a swing. The boy is wearing a light blue shirt and red shorts, and is smiling with his arms raised. In the background, a man with brown hair, wearing a red shirt and teal pants, stands on a path leading to a house with a red roof and yellow walls. The scene is set against a yellow background with a green lawn in the foreground.

Who is he?

He's my father!

Ask the question, and give the student time to answer on their own. Have the student circle "father."






Who is she?

She's my mother!

Ask the question, and give the student time to answer on their own. Have the student circle "mother."





Who is he?

He's my grandfather!

Ask the question, and give the student time to answer on their own. Have the student circle "grandfather."




Who is she?

She's my grandmother!

Ask the question, and give the student time to answer on their own. Have the student circle "grandmother."





Who is she?

She's my little sister!

Ask the question, and give the student time to answer on their own. Have the student circle "little sister."



A colorful illustration of a teacher and a group of people in a park. The teacher, a woman with brown hair wearing a light blue shirt and a brown skirt, stands on the left next to a wooden swing set. She is holding a black pointer stick. A speech bubble above her contains the text "Nice to meet you all!". To her right, a group of six people is walking along a path. From left to right: a young boy in a blue t-shirt with a white star and red shorts is holding a pink balloon; an elderly woman with white hair in a green shirt and blue shorts; a man in a red t-shirt and teal pants; a woman in a pink t-shirt and teal pants; a young girl in a pink hat, yellow shirt, and pink skirt holding a green basket; and an elderly man with a white beard wearing a blue cap and yellow overalls. The background features a yellow sky, green grass, and a building with a red roof. There are faint, stylized Chinese characters and a watermark "DZL.net" overlaid on the scene.

Nice to
meet you all!

Read and have
the student
repeat.




Hi!



Hi, Teacher!

Read and have
the student
repeat.




Who are they?

They are my family!

Read, then have the student repeat and circle the family.






Who is she?

She's my mother!

Ask the question, and give the student time to answer on their own. Have the student circle "mother."






Who is he?

He's my father!

Ask the question, and give the student time to answer on their own. Have the student circle "father."






Who is she?

She's my grandmother!

Ask the question, and give the student time to answer on their own. Have the student circle "grandmother."






Who is he?

He's my grandfather!

Ask the question, and give the student time to answer on their own. Have the student circle "grandfather."






Who is she?

She's my baby sister!

Ask the question, and give the student time to answer on their own. Have the student circle "baby sister."





Who is he?

He's my big brother!

Ask the question, and give the student time to answer on their own. Have the student circle "big brother."



Draw your family!

STICKY BALLS.net



Review:



father



brother



grandfather



baby



little




mother



sister



grandmother



big

Who is she? She's my (mother).
Who are they? They are my family!



Great job!



Today you learned:



father



brother



grandfather



baby



little




mother



sister



grandmother



big

Who is she? She's my (mother).
Who are they? They are my family!





Homework!



- Draw a picture of your family! Take a video and introduce your whole family to your teacher. Send the video to your teacher.

Who is she? She's my (mother).
Who is he? He's my (big brother).

