

A vibrant, cartoon-style illustration of a child's room. The room features a wooden desk with a blue chair, a pink table with a green cup of pens, a bookshelf with books and a pink ball, a window with a view of greenery, a teddy bear, a blue monkey toy, and a red box. The floor is brown, and the walls are white. A string of yellow and blue pennants hangs from the ceiling. The text 'Welcome!' is written in large, bold, black letters with a light blue shadow. The text 'LV1 U2 L2' is written in smaller, black letters below the main text. A large, semi-transparent watermark 'KIDZBAY.net' is overlaid diagonally across the center of the image.

# Welcome!

LV1 U2 L2

**Hello!**

**I'm  
fine!**

**Hello,  
Teacher!**

**How are  
you?**



# My Family



# In this lesson:



grandfather



grandmother



baby



big



little

Who is she? She is my (grandfather).

Who is he? He is my (baby brother).





**Ding-dong!**

**Who is that?**



Read and have  
the student  
repeat.

An illustration of a living room scene. On the left, an elderly man with white hair and a mustache, wearing a green bucket hat, a yellow t-shirt, and brown pants, stands in a doorway with a green suitcase. On the right, a young boy with brown hair, wearing a light blue t-shirt with a white star and red shorts, stands with his arms raised in a happy greeting. A speech bubble above the boy contains the text 'Hi, Grandfather!'. In the background, there is a blue sofa with yellow and white striped pillows, a small wooden table with a pink vase of blue flowers, and a framed picture of a landscape with mountains and a sun. The wall has a yellow floral pattern. A large, faint watermark 'BANKS' is visible across the center of the image.

Hi,  
Grandfather!


Read and have  
the student  
repeat.

An illustration of a living room. On the left, an elderly man with a white mustache, wearing a green hat, a yellow shirt, and brown pants, stands in a doorway holding a green suitcase. In the center, a young boy with brown hair, wearing a light blue t-shirt with a white star and red shorts, stands with his arms raised in excitement. Behind him is a blue sofa with yellow and white striped cushions. To the left of the sofa is a small wooden table with a pink vase containing blue flowers. On the wall behind the boy is a framed picture of a landscape with mountains, a sun, and a lake. A large speech bubble above the boy contains the text "He is my grandfather!".

He is my  
grandfather!

Have the student  
say "grandfather"  
and circle the  
grandfather.





Hi,  
Grandmother!

Read and have  
the student  
repeat.





She is my  
grandmother!

Have the student  
say "grandmother"  
and circle the  
grandmother.






I love you!

Ask the student to circle the grandmother and then the grandfather.





STICKY BALLS  
little


Use TPR to demonstrate "little."  
Have the student repeat.



**The ant is little!**


Read and have the student repeat. Have the student circle the ant.





**big**

Use TPR to demonstrate "big."  
Have the student repeat.




**The elephant is big!**

Read and have the student repeat.  
Have the student circle the elephant.





Ask the student:  
"Which one is little  
/ big?" Have the  
student circle.



Hi, Baby!



A B  
C D

WORLD OF BALLS.net




He is my  
baby brother!

Have the student  
say "baby brother"  
and circle the baby.



# Is the baby little or big?



Ask the student the question and give them time to answer on their own. Assist as needed.

# The baby is little!

Read and have  
the student repeat  
after you.



He is my  
little brother!

Have the student  
say "little brother"  
and circle the baby.





Hi,  
Big Sister!

Hi,  
Little Brother!

Have the student  
say "big sister" and  
"little brother."



She is my big sister!

Have the student circle "big sister" and say the target sentence.





He is my  
little brother!

Have the student  
circle "little brother"  
and say the target  
sentence.



# Family photo:

- 1) Circle "grandmother."
- 2) Circle "grandfather."
- 3) Circle the "baby."
- 4) Circle "big sister."
- 5) Circle "little brother."

Direct the student to circle the family members.





# Review:



grandfather



grandmother



baby



big



little

Who is she? She is my (grandfather).

Who is he? He is my (baby brother).



Great job!



# In this lesson:



grandfather



grandmother



baby



big



little

Who is she? She is my (grandfather).

Who is he? He is my (baby brother).





# Homework!



- Make a video holding a picture of your family. Introduce your family to your teacher. Say: "He/She is my \_\_\_\_." Send the video to your teacher.



grandfather



grandmother



baby



big



little

Who is he? He is my (grandfather).  
Who is he? He is my (baby brother).  
Who is she? She is my (big sister).

