

A vibrant, cartoon-style illustration of a child's room. The room features a wooden desk with a blue chair, a pink table with a green chair, and a bookshelf. There are various toys, including a teddy bear, a blue monkey, and a red box. A window on the right shows a bright outdoor scene. A string of yellow and blue pennants hangs from the ceiling. The text 'Welcome!' is prominently displayed in the center, with 'LV1 U2 L10' below it. A large, semi-transparent watermark 'KIDZBRAINZ.net' is overlaid diagonally across the image.

# Welcome!

LV1 U2 L10

**Hello!**

**I'm  
fine!**

**Hello,  
Teacher!**

**How are  
you?**




# My Family



# In this lesson:



# Ee



Who is he/she? He/She is my \_\_\_\_.

What is it? It's a \_\_\_\_.

What are they? They're \_\_\_\_.






**Hello,  
students!**

**Hi,  
Teacher!**

**Hello,  
Teacher!**




Who are they?



They're my \_\_\_!

Read and have the student repeat and circle the family.




An illustration for a language learning activity. On the left, a woman with brown hair, wearing a light blue shirt and a brown skirt, stands next to a wooden swing set. A young boy with brown hair, wearing a light blue shirt and red shorts, is happily swinging on the swing. To the right, a man with brown hair, wearing a red t-shirt and teal pants, stands on a red path leading to a house with a red roof and yellow walls. The house has two windows and a door. The background is a bright yellow sky with colorful, abstract shapes. A large, faint watermark 'www.english.net' is visible across the scene.

Who is  
he?

He's my  
    !

Ask the question, and give the student time to answer on their own. Then have the student circle "father."






Who is she?

She's my           !

Ask the question, and give the student time to answer on their own. Then have the student circle "mother."







Who is he?

He's my grandfather!

Ask the question, and give the student time to answer on their own. Then have the student circle "grandfather."





Who is she?

She's my           !

Ask the question, and give the student time to answer on their own. Then have the student circle "grandmother."






Who is she?

She's my little \_\_\_\_\_!

Ask the question, and give the student time to answer on their own. Then have the student circle "little sister."






Who is she?

She's my baby \_\_\_!

Ask the question, and give the student time to answer on their own. Then have the student circle "baby sister."





Who is he?

He's my big \_\_\_\_\_!

Ask the question, and give the student time to answer on their own. Then have the student circle "big brother."



What letter  
is it?

Small " \_! "

Big " \_! "

Have the student  
practice the  
phonetic sound /e/.




What does  
letter "Ee" say?

/e/

/e/ /e/ /e/

Have the student  
practice the  
phonetic sound /e/.



/e/ /e/ \_ ?

/e/ /e/ \_ ?



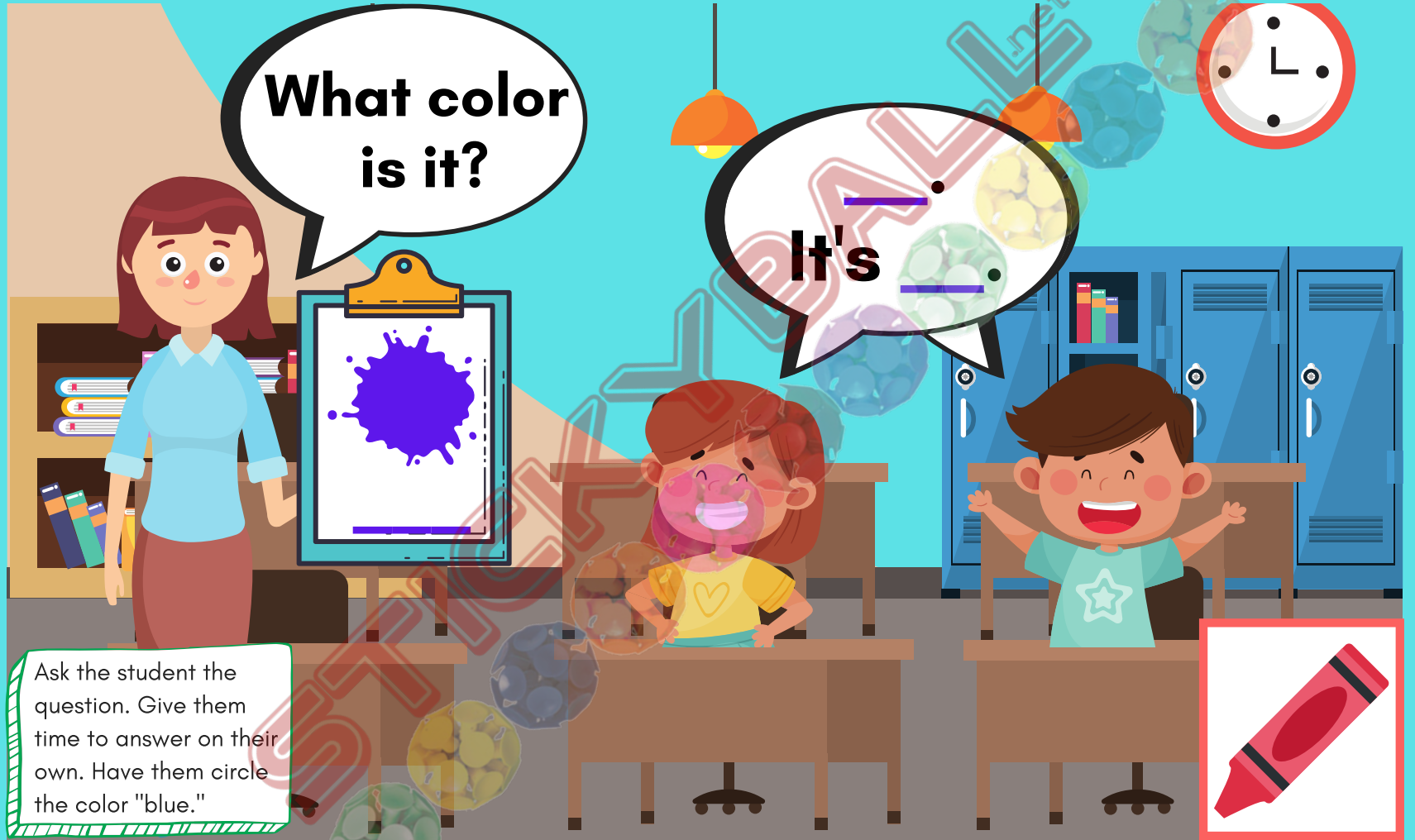
Have the student recall the short "e" words learned previously.



What color is it?

It's \_\_\_\_\_.

Ask the student the question. Give them time to answer on their own. Have them circle the color "blue."



What color is the crayon?

It's \_\_\_\_\_.

It's a \_\_\_\_\_  
crayon!

Ask the student the question. Give them time to answer on their own. Have them circle the color "blue."



What color are the crayons?

They're \_\_\_\_\_!

They're \_\_\_\_\_ crayons!

Ask the student the question. Give them time to answer on their own. Have them circle the color "blue."



What color is it?

It's \_\_\_\_\_.

Ask the student the question. Give them time to answer on their own. Have them circle the color "green."



What color is the crayon?

It's \_\_\_\_\_.

It's a \_\_\_\_\_  
crayon!

Ask the student the question. Give them time to answer on their own. Have them circle the color "green."



What color are  
the crayons?

They're  
\_\_\_\_\_!

They're \_\_\_\_\_  
crayons!

Ask the student the  
question. Give them  
time to answer on their  
own. Have them circle  
the color "green."




What is it?

A \_\_\_\_\_!

It's a \_\_\_\_\_!

Ask the student the question. Give them time to answer on their own first, then assist as needed.



What are they?

\_\_\_\_\_!

They're  
\_\_\_\_\_!

Ask the student the question. Give them time to answer on their own first, then assist as needed.





What is it?

A \_\_\_\_\_!

It's a \_\_\_\_\_!



Ask the student the question. Give them time to answer on their own first, then assist as needed.



What  
are they?

— !

They're  
— !

Ask the student the question. Give them time to answer on their own first, then assist as needed.



# Story Time!



net

# Monster Numbers!



It's a **blue** heart.

It's a **green** star.

They're **green** hearts.

They're **blue** stars.

Circle a box and say the sentence. Have the student draw the corresponding shape(s) in the box.



**Zero stars.**

**One star.**

**Two stars.**

**Three stars.**

**Four stars.**

**Five stars.**

**Six stars.**

Circle a monster and read to the student. Have the student draw the monsters the corresponding amount of stars.



Hi, Baby  
Sister!

You're zero  
years old!

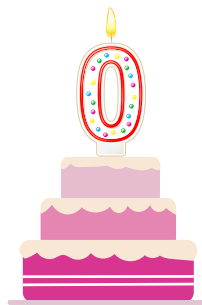
Have the student  
circle the correct  
cake and candle.



Hi, Baby  
Brother!

You're one  
year old!

Have the student  
circle the correct  
cake and candle.





Hi, Little  
Sister!

You're two  
years old!

Have the student  
circle the correct  
cake and candle.



Hi, Little Brother!

You're three years old!



Have the student circle the correct cake and candle.



Hi, Little  
Sister!

You're four  
years old!

Have the student  
circle the correct  
cake and candle.



Hi, Little Brother!

You're five years old!

Have the student circle the correct cake and candle.



Hi, Little Sister!

You're six years old!

Have the student circle the correct cake and candle.






**The  
End**

# Review:



Ee



Who is he/she? He/She is my \_\_\_\_.

What is it? It's a \_\_\_\_.

What are they? They're \_\_\_\_.



Great job!






# Today you learned:



# Ee



Who is he/she? He/She is my \_\_\_\_.

What is it? It's a \_\_\_\_.

What are they? They're \_\_\_\_.





# Homework!



- Look at the "Today you learned" picture. Practice making sentences with what you see in that picture. Send the recording or video to your teacher.

