

A vibrant, cartoon-style illustration of a child's room. The room features a wooden desk with a pink top and orange legs, a blue chair with a white cushion, a wooden bookshelf with books and a pink ball, a window with a view of greenery, and various toys including a teddy bear, a blue monkey, and a red box. A string of yellow and blue pennants hangs from the ceiling. The floor is brown, and the walls are light blue. The text 'Welcome!' is prominently displayed in the center, and 'LV1 U1 L6' is written below it. A large, semi-transparent watermark 'KIDZBAY.net' is overlaid diagonally across the scene.

Welcome!

LV1 U1 L6



Hello!



How are you?



I'm fine!



Hello, Teacher!



At School

In this lesson:

Aa



red

yellow

What color is it? It's (red).

What color is the crayon? The crayon is (red).





**Hello,
students!**

**Hi,
Teacher!**

**Hello,
Teacher!**



What letter
is it?

Big "A!"

Small "a!"

Circle a letter and
ask the student:
"What letter is it?"


A teacher with brown hair, wearing a light blue shirt and a brown skirt, stands in a classroom. She is holding a stack of books and a pointer stick. A large speech bubble next to her contains the text 'What does letter "Aa" say?'. The classroom background includes a green chalkboard with a clock and a globe, a bookshelf with books, and a window with a view of a landscape. A large red 'A' and a red 'a' are on the floor in the foreground.

What does
letter "Aa" say?

/a/ /a/ /a/!

/a/!

Have the student
practice the
phonetic sound /a/.



/a/ /a/

/a/ /a/ ___?



Have the student recall the short words learned in the previous lesson.




-Colors-

red

yellow

Red.
It's red.



Have the student
circle the color
red.



red

red

Demonstrate, then have the student trace and say the word "red."





Red.
It's red.



Have the student
circle the color red
and say the target
sentence.





What color is
the crayon?

It's red!

It's a
red crayon!

Have the student
circle the crayons
and say the target
sentences.





What color are
the crayons?

They're
red!

They're
red crayons!

Have the student
circle the crayons
and say the target
sentences.



Yellow.
It's yellow.



Have the student
circle the color
yellow.



y e l l o w

y e l l o w

Demonstrate, then have the student trace and say the word "yellow."





Yellow.
It's yellow.



Have the student circle the color yellow and say the target sentence.





What color is the crayon?

It's yellow!

It's a yellow crayon!

Have the student circle the crayons and say the target sentences.





What color are
the crayons?



They're
yellow!

They're yellow
crayons!

Have the student
circle the crayons
and say the target
sentences.



It's a red _____.





Have the student color the items red and say the target sentence.



They're

red



_____ (s).



Have the student color the items red and say the target sentence.



It's a yellow _____.





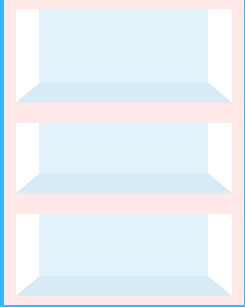
Have the student color the items yellow and say the target sentence.



They're

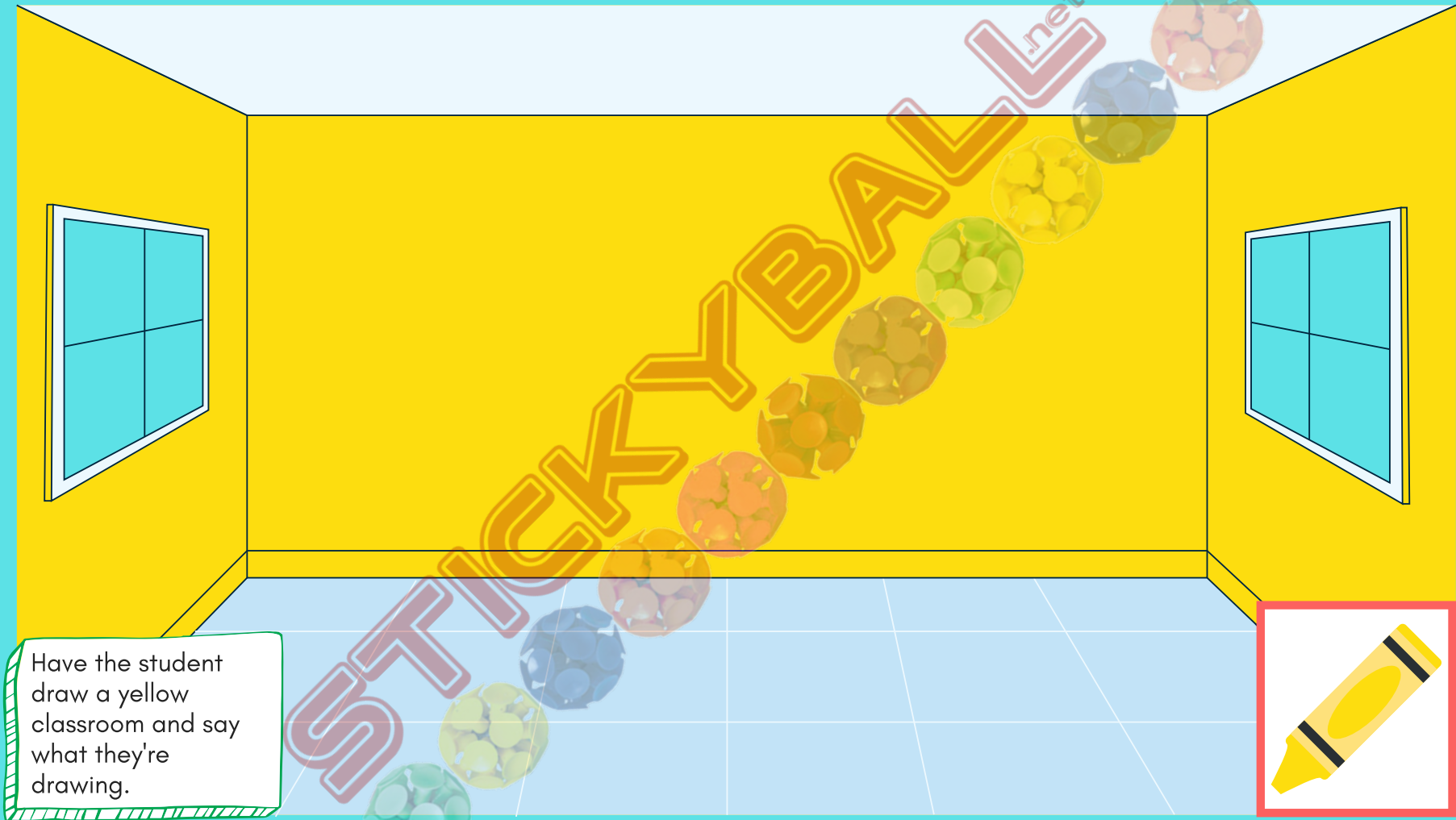
yellow

____(s).




Have the student color the items yellow and say the target sentence.





Have the student draw a yellow classroom and say what they're drawing.




STUCKYBALLS.net

Have the student draw a red classroom and say what they're drawing.



In this lesson:

Aa



red

yellow

What color is it? It's (red).

What color is the crayon? The crayon is (red).



Great job!



Today you learned:

Aa



red

yellow

What color is it? It's (red).

What color is the crayon? The crayon is (red).





Homework!



- Draw red and yellow items. Take a video pointing to the items saying: "It's red/yellow." "The apple is red/yellow." Send the video to your teacher.

Aa



apple



ant



cat



bag

What color is it? It's (red).

What color is the crayon? The crayon is (red).

