

A vibrant, cartoon-style illustration of a child's room. The room features a wooden bookshelf with books, a round pink table with a green pen holder, a blue chair, a blue monkey toy on a green stool, a brown teddy bear, and a green beanbag chair. A window on the right shows a bright outdoor scene. A string of yellow and blue pennant flags hangs from the ceiling. The floor is brown, and the walls are white. The overall atmosphere is warm and inviting.

Welcome!

LV1 U1 L4



Hello!



How are you?



I'm fine!

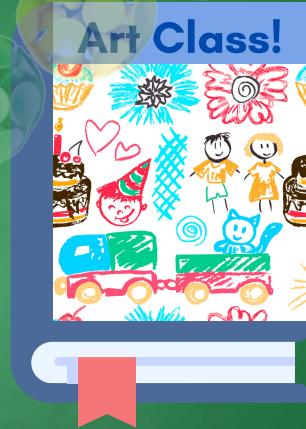


Hello, Teacher!



At School

In this lesson:



What is it? It is a (desk).

What are they? They are (shelves).



A colorful illustration of a classroom. On the left, a female teacher with short brown hair, wearing a light blue shirt and a brown skirt, holds a stack of books and a pointer. In the center, a young girl with brown hair, wearing a yellow shirt with a heart and a green skirt, stands with her hands on her hips. On the right, a young boy with brown hair, wearing a light green shirt with a star and red shorts, stands with his arms raised. Behind them is a green chalkboard with a clock, a pencil holder, and a globe. To the left and right of the chalkboard are wooden bookshelves filled with books. The background is a light blue wall with a window showing a landscape. A large, semi-transparent watermark 'TICKET' is overlaid across the center of the image.

**Hello,
students!**

**Hi,
Teacher!**

**Hello,
Teacher!**

Story Time!



Art Class!





Art class!

Yay!
Art class!



What
is it?

It's a desk!

After reading,
have the student
circle the desk.



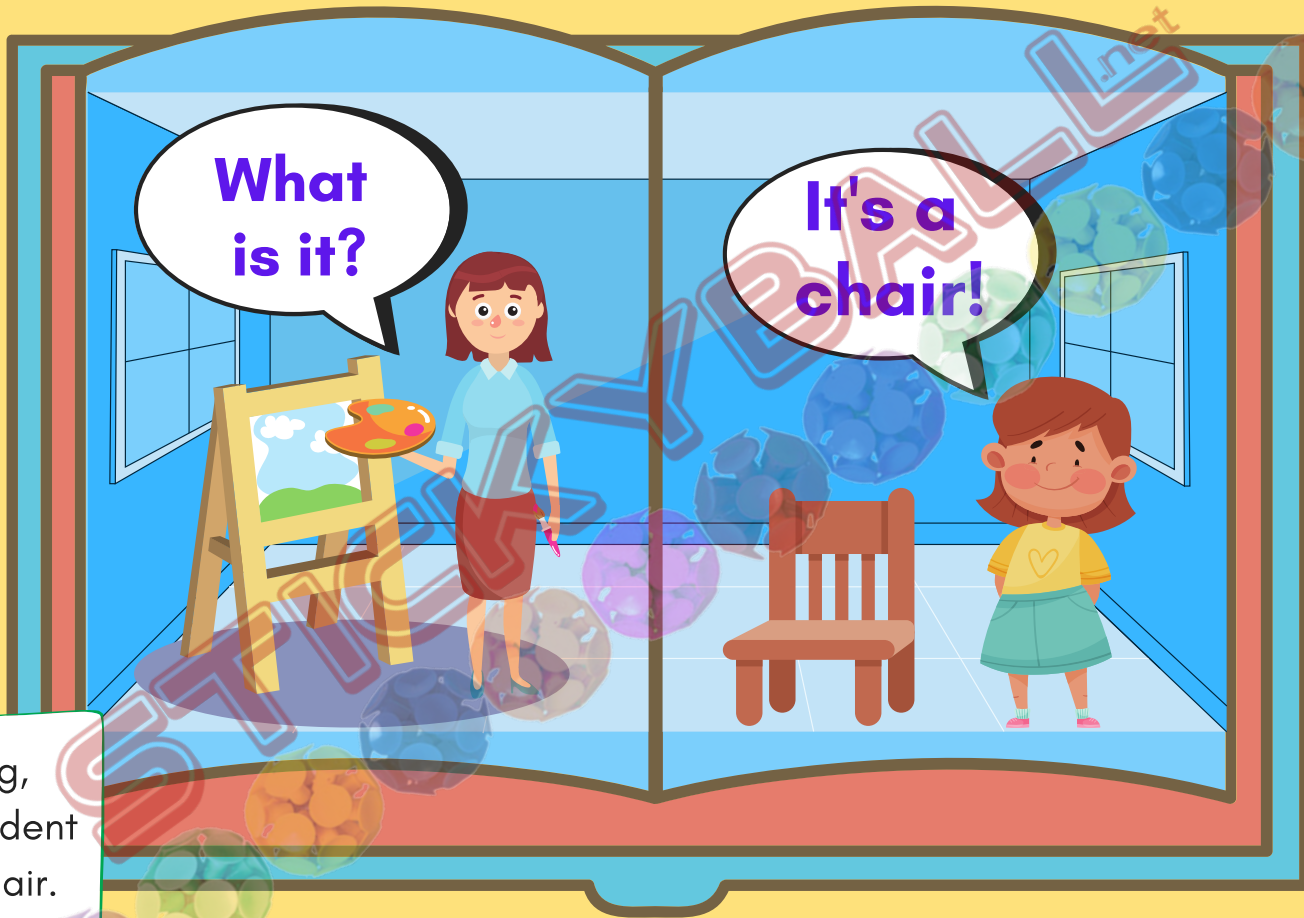


What
are they?

They're
desks!

After reading,
have the student
circle the desks.





After reading,
have the student
circle the chair.



What
are they?

They're
chairs!

After reading,
have the student
circle the chairs.



What
is it?

It's a shelf!

After reading,
have the student
circle the shelf.





Oh! It is a
crayon!

After reading,
have the student
circle the crayon.





After reading,
have the student
circle the crayons.





What
is it?

It's a
board.

After reading,
have the student
circle the board.





What
are they?

They're
boards!

After reading,
have the student
circle the boards.



Let's draw
a sun! ☀️





Have the student
draw a sun!





Great job!



What
is it?

It's paper!

After reading,
have the student
circle the paper.



Let's draw
a flower!



After reading,
have the student
circle the pieces
of paper.






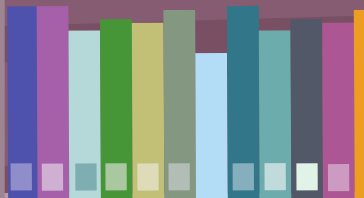
Have the student
draw a flower!



Good job!



**The
End**



STICKYBALLS.net



It's a desk!

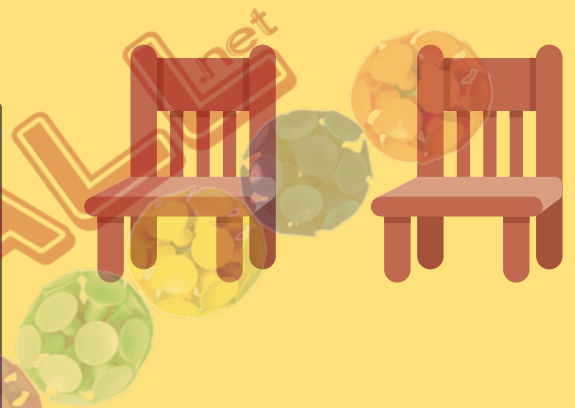
Have the student circle one desk.





They're desks!

Have the student circle the desks.





It's a chair!

Have the student circle one chair.





They're chairs!


Have the student circle the chairs.






It's a shelf!


Have the student circle one shelf.





It's a crayon!


Have the student circle one crayon.





They're
crayons!


Have the student
circle the crayons.





It's a board!


Have the student circle the board.





Have the student
circle the boards.



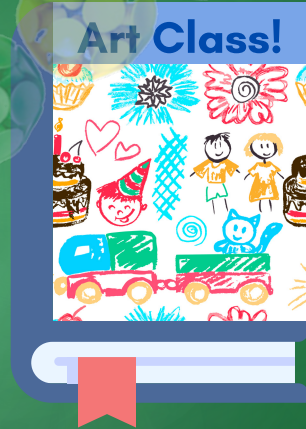


It is paper!

Have the student circle the paper.



Review:



What is it? It is a (desk).

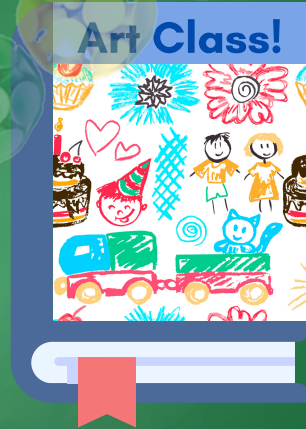
What are they? They are (shelves).



Great job!



Today you learned:



What is it? It is a (desk).

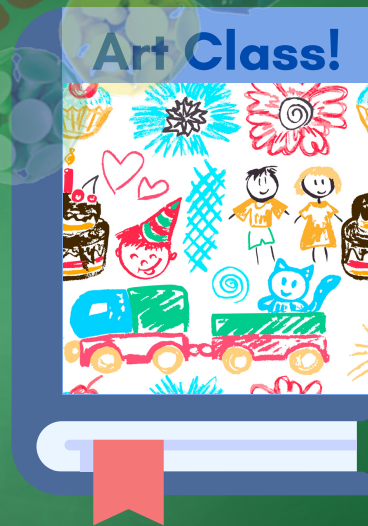
What are they? They are (shelves).





Homework!

- Read the story with a parent or friend. Send an audio recording or video of you reading the story to your teacher.



What is it? It is a (desk).
What are they? They are (shelves).

