



# Welcome!

LV1 U1 L2



Hello!



How are you?



I'm fine!



Hello, Teacher!

A vibrant, cartoon-style illustration of school supplies. In the center, a teal backpack with grey straps is partially visible. A yellow banner with a white border is draped across the front, featuring the text "At School" in a bold, black, sans-serif font. Surrounding the banner and backpack are various school items: a yellow pencil with a red eraser, a pink pencil sharpener, a blue eraser, a wooden ruler, a pair of green scissors, and a red apple. The background is a bright blue gradient with scattered yellow stars and small blue spheres. A faint watermark "L.net" is visible in the upper right corner.

**At School**

# In this lesson:



crayon



paper



board



draw

What is it? It is a (crayon).

What are they? They are (crayons).





**Hello,  
students!**

**Hi,  
Teacher!**

**Hello,  
Teacher!**



# crayon

It is a  
crayon!

Have the student  
say "crayon" and  
circle the crayon.



A crayon!

It is a  
crayon!

Have the student  
say "crayon" and  
circle the crayon.



What  
is it?

It is a  
crayon!



Have the student  
circle the crayon  
and say: "It is a  
crayon!"



# crayons

They are  
crayons!

Have the student  
say "crayons" and  
circle the crayons.



**Crayons!**

**They are  
crayons!**

Have the student  
say "crayons" and  
circle the crayons.



What  
are they?

They are  
crayons!



Have the student  
circle the crayons  
and say: "They are  
crayons!"

# paper

It is  
paper!

Have the student  
say "paper" and  
circle the paper.



**Paper!**

**It is  
paper!**

Have the student  
say "paper" and  
circle the paper.







**What  
is it?**

**It is  
paper!**

Have the student  
circle the paper  
and say: "It is  
paper!"



A colorful illustration of a classroom. A teacher with short brown hair, wearing a light blue shirt and a brown skirt, stands on the right. She is holding a stack of purple books and a black pointer stick. In the center, a green chalkboard with a brown frame is mounted on the wall. A red apple sits on the ledge below the chalkboard. A dashed white line circles the chalkboard. A speech bubble above the teacher contains the text "It is a board!". The background is a light blue wall with two windows. The floor is light blue with a white grid pattern. There are faint, stylized watermarks of the word "STICK" and "BOARD" in the background.

It is a  
board!

Have the student  
say "board" and  
circle the board.

board



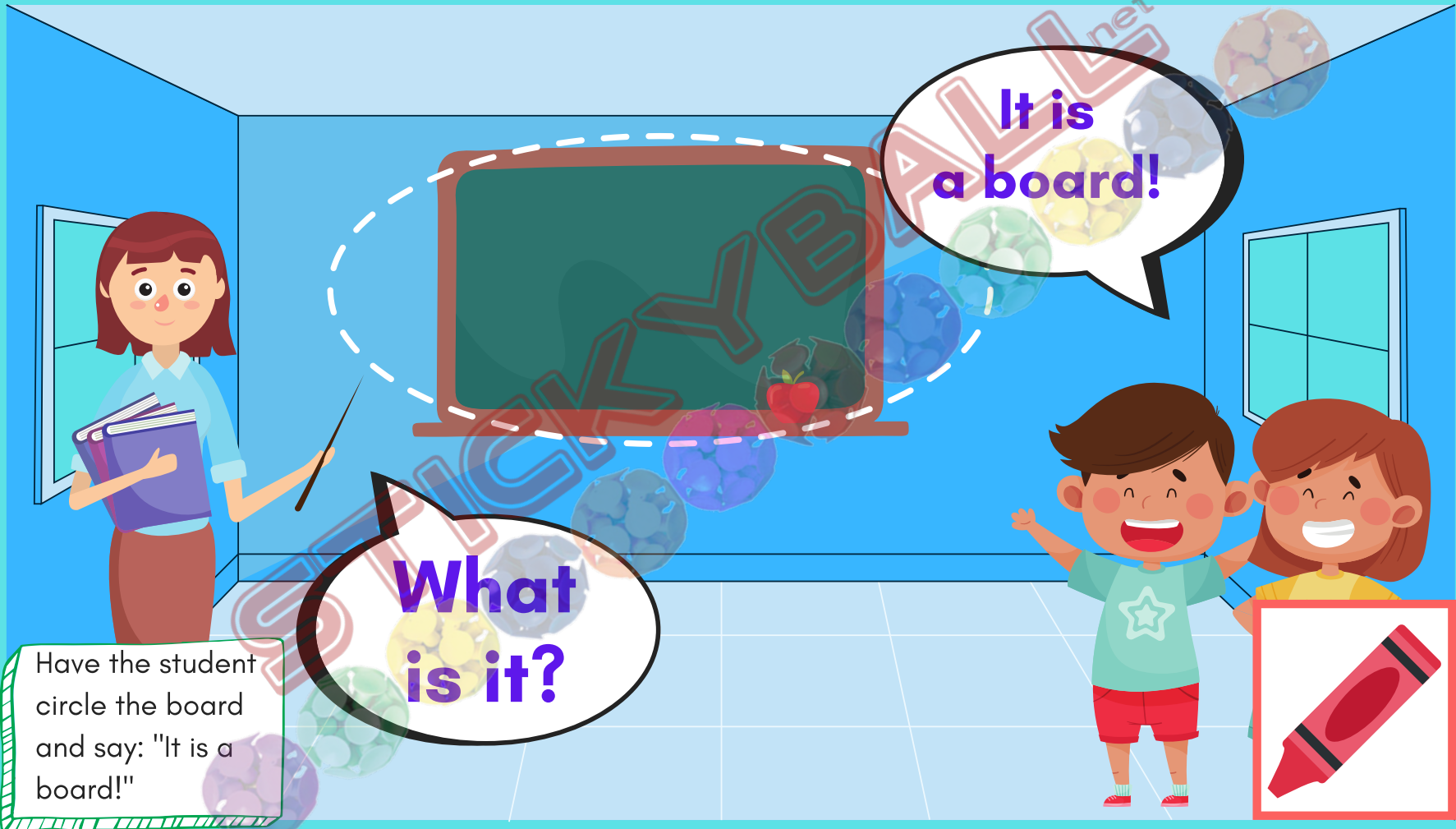


**A board!**

**It is a board!**

Have the student say "board" and circle the board.





It is  
a board!

What  
is it?

Have the student  
circle the board  
and say: "It is a  
board!"



An illustration of a classroom. A teacher with short brown hair, wearing a light blue shirt and a brown skirt, stands on the right holding a stack of purple books and a black pointer. In the center, there are two boards: a green chalkboard on the left and a whiteboard on the right. Both boards are circled with dashed lines. A speech bubble above the boards says "They are boards!". The background is a light blue wall with two windows. The floor is light blue with a white grid pattern. There are faint, large, stylized letters "STIC" and "BOARD" overlaid on the scene.


They are boards!

Have the student say "boards" and circle the boards.

boards







**They are boards!**

**Boards!**

Have the student say "boards" and circle the boards.




What are they?

They are boards!




Have the student circle the boards and say: "They are boards!"



# draw

Let's draw!





Finish coloring the items and say what they are.



It is a  
crayon!

Color the crayon.  
Say the target  
sentence.





They are  
crayons!

Color the crayons.  
Say the target  
sentence.



It is  
paper!

Color the paper.  
Say the target  
sentence.





**It is a  
board!**

Color the board.  
Say the target  
sentence.



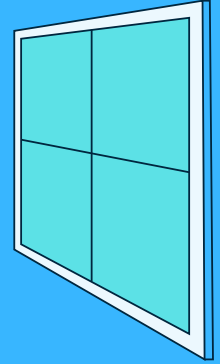

STICKYBALLS.net

# They are boards!

Color the boards.  
Say the target  
sentence.



STICKYBALL.net



Have the student draw a classroom and say what they're drawing.





# In this lesson:



crayon



paper



board

draw

What is it? It is a (crayon).

What are they? They are (crayons).



Great job!



# Today you learned:



crayon



paper



board



draw

What is it? It is a (crayon).

What are they? They are (crayons).







# Homework!



- Draw a picture of a board on paper with a crayon. Take a video, and use the sentences below to talk about what you drew. Send the video to your teacher.


crayon



paper

What is it? It is a (desk).

What are they? They are (shelves).



board draw

